

# SPECIAL RELEASE

## Compensation paid by Establishments in the MIMAROPA Region (2022 Annual Survey of Philippine Business and Industry)

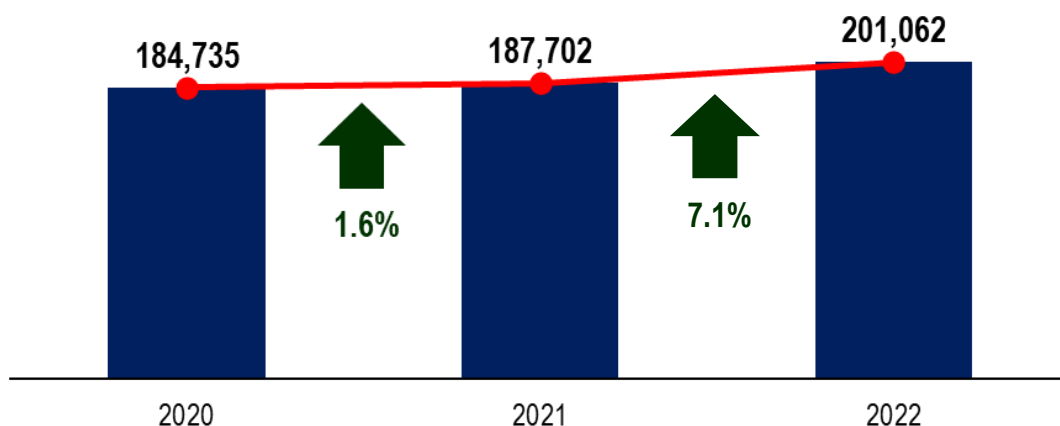
Date of Release: 25 November 2024

Reference No. 2024-SR-107

### Average annual compensation rose to PhP 201,062

The 2022 Annual Survey of Philippine Business and Industry (ASPBI) final results showed that in the MIMAROPA Region, the average annual compensation paid by 5,497 establishments to their paid employees<sup>1</sup> rose to PhP 201,062, which translates to 7.1 percent increase from the average annual compensation of PhP 187,702 in 2021. Meanwhile, the average annual compensation in 2021 was 1.6 percent higher than the annual compensation of PhP 184,735 per paid employee in 2020. (Figure 1 and Table A)

**Figure 1. Average Annual Compensation per paid Employee,  
MIMAROPA Region: 2020-2022**



Source: Philippine Statistics Authority, 2020-2022 Annual Survey of Philippine Business and Industry

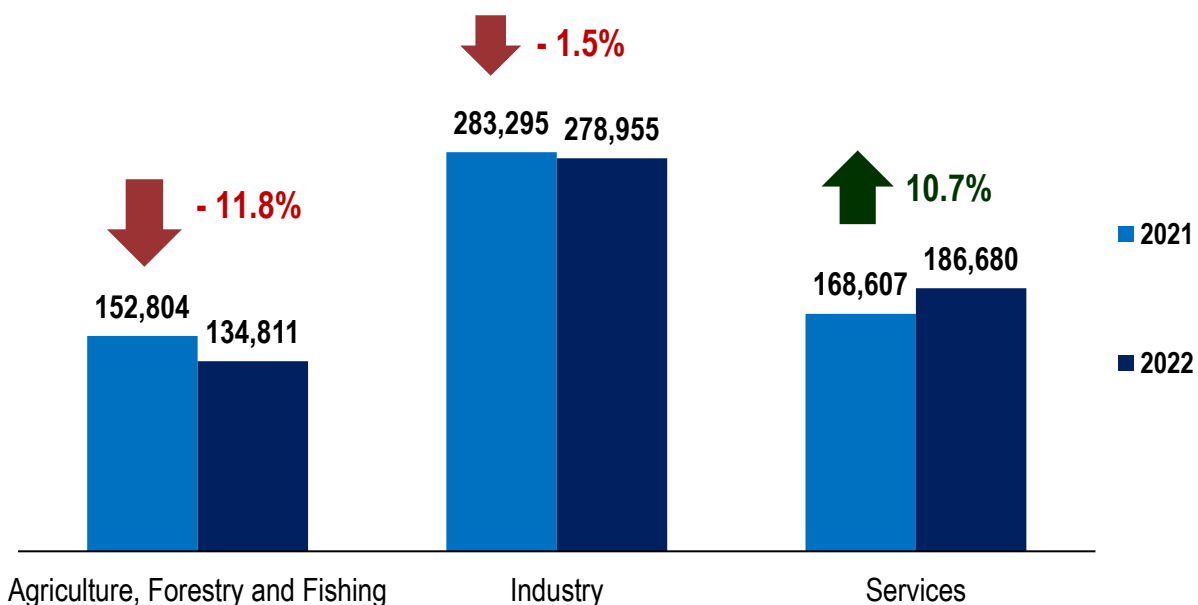
<sup>1</sup> Out of the reported total employment of 59,307 workers in 2022, paid employees comprised of 57,160 workers (96.4%), while the remaining 2,147 (3.6%) are working owners and unpaid workers.



## Industry sector workers received the highest annual compensation

By broad industry group, employees in the Industry sector had their average pay of PhP 278,955 per year in 2022. This was followed by those employees in the Services sector who received their average annual pay of PhP 186,680, while employees in the Agriculture, Forestry and Fishing sector got the least average annual compensation of PhP 134,811. (Figure 2 and Table A)

**Figure 2. Average Annual Compensation per paid Employee by Broad Industry Group, MIMAROPA Region: 2021 and 2022**  
(Average Compensation by Industry Section in Philippine Pesos)



**Source:** Philippine Statistics Authority, *2021-2022 Annual Survey of Philippine Business and Industry*

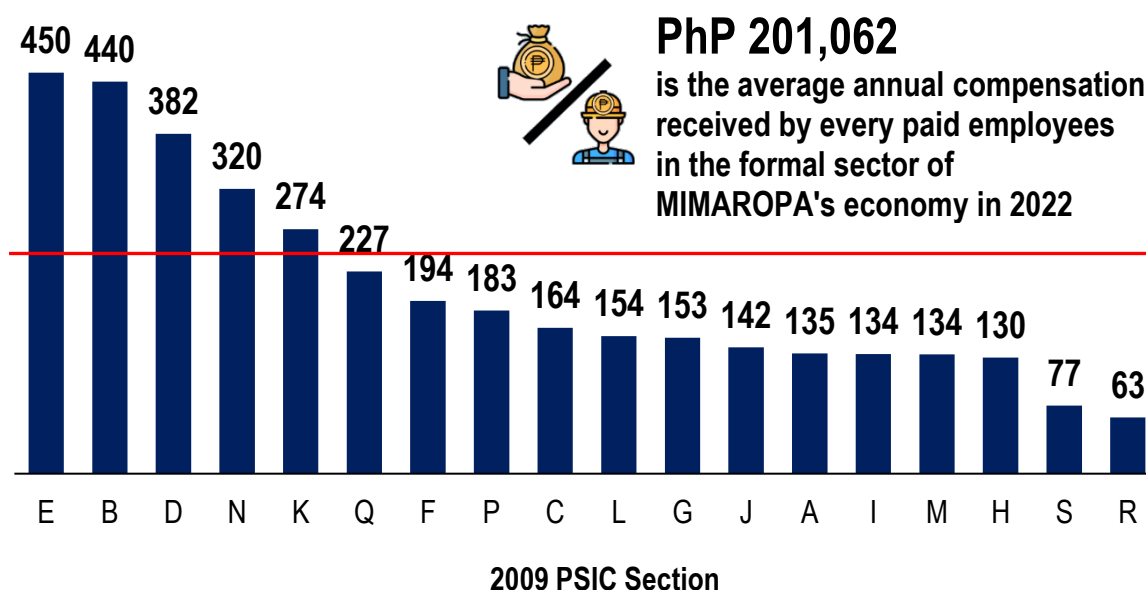
In terms of annual increase or decrease by broad industry group, the annual average compensation paid by establishments under the Services sector in 2022 went up by PhP 18,073. This translates to a 10.7 percent annual growth compared to the compensation of PhP 168,607 per paid workers in 2021. (Figure 2 and Table B)

The Industry sector, on the other hand, posted a decrease of PhP 4,340 or 1.5 percent decline from the estimated average annual compensation of PhP 283,295 in the previous year. Likewise, the average annual compensation paid by establishments under the Agriculture, Forestry, and Fishing sector to its paid workers declined by PhP 17,993 or 11.8 percent decrement from PhP 152,804 in the previous year. (Figure 2 and Table B)

## Paid workers under Water Supply, Sewerage, Waste Management and Remediation Activities received the highest annual compensation

Among 18 sections, employees in the Water Supply, Sewerage, Waste Management and Remediation Activities received the highest average annual pay of PhP 450,042. This was followed by employees in Mining and Quarrying with an average pay of PhP 440,134 in a year. Electricity, Gas, Steam and Air Conditioning Supply ranked third with an average annual pay of PhP 381,546 per paid employee. (Figure 3 and Table A)

**Figure 3. Average Annual Compensation per paid Employee by Industry Section, MIMAROPA Region: 2022**  
(Average Compensation in Thousand Philippine Pesos)



Legend on Industry Code and Industry Description:

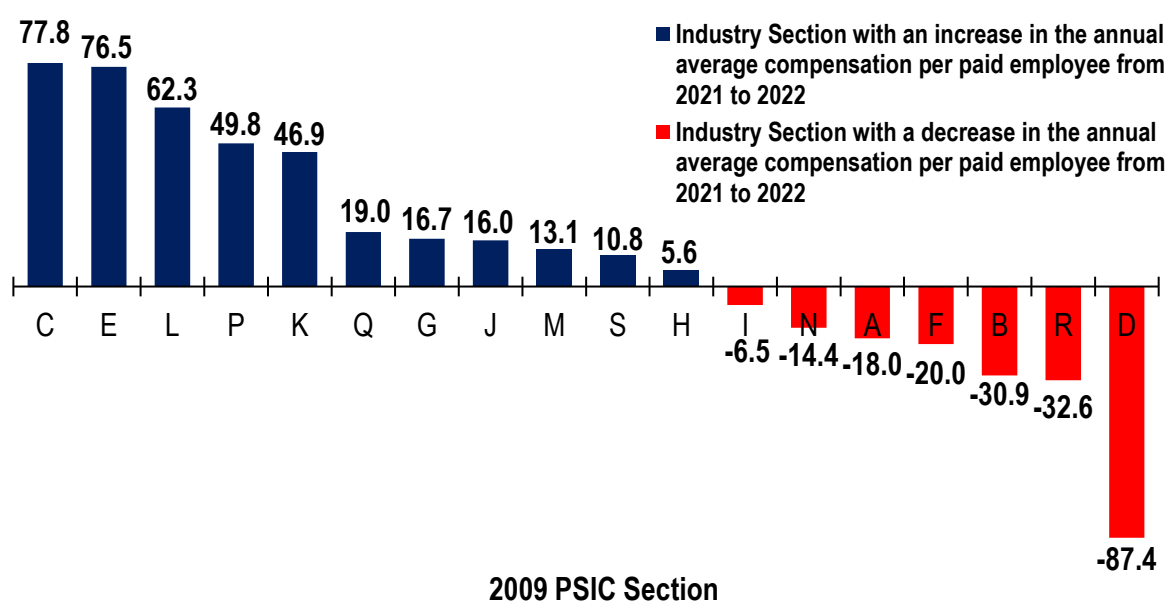
A - Agriculture, Forestry and Fishing	J - Information and Communication
B - Mining and Quarrying	K - Financial and Insurance Activities
C - Manufacturing	L - Real Estate Activities
D - Electricity, Gas, Steam and Air Conditioning Supply	M - Professional, Scientific and Technical Activities
E - Water Supply; Sewerage, Waste Management and Remediation Activities	N - Administrative and Support Service Activities
F - Construction	P - Education
G - Wholesale and Retail Trade; Repair of Motor Vehicles and Motorcycles	Q - Human Health and Social Work Activities
H - Transportation and Storage	R - Arts, Entertainment, and Recreation
I - Accommodation and Food Service Activities	S - Other Service Activities

**Source:** Philippine Statistics Authority, *2022 Annual Survey of Philippine Business and Industry*

Other industries with average compensation higher than the regional average annual compensation of PhP 201,062 in 2022 were the following: Administrative and Support Service Activities at PhP 319,874 per paid worker, Financial and Insurance Activities at PhP 274,378 per paid worker, and Human Health and Social Work Activities at PhP 226,997 per paid worker. (Figure 3 and Table A)

Meanwhile, employees in the Arts, Entertainment and Recreation had the lowest average annual pay of PhP 63,117 in 2022. This was followed by Other Service Activities with its employees receiving an average annual compensation of PhP 76,537, and the Transportation and Storage with its workers receiving an average pay of PhP 130,468 in a year. (Figure 3 and Table A)

**Figure 4. Annual Change on the Average Annual Compensation per Paid Employee by Industry Section, MIMAROPA Region: 2022**  
(Change in the Average Compensation in Thousand Philippine Pesos)



Legend on Industry Code and Industry Description:

- |  |   |
|--|---|
| A - Agriculture, Forestry and Fishing                                    | J - Information and Communication                     |
| B - Mining and Quarrying   | K - Financial and Insurance Activities                |
| C - Manufacturing  | L - Real Estate Activities                            |
| D - Electricity, Gas, Steam and Air Conditioning Supply                  | M - Professional, Scientific and Technical Activities |
| E - Water Supply; Sewerage, Waste Management and Remediation Activities  | N - Administrative and Support Service Activities     |
| F - Construction   | P - Education   |
| G - Wholesale and Retail Trade; Repair of Motor Vehicles and Motorcycles | Q - Human Health and Social Work Activities           |
| H - Transportation and Storage   | R - Arts, Entertainment, and Recreation               |
| I - Accommodation and Food Service Activities                            | S - Other Service Activities                          |

**Source:** Philippine Statistics Authority, *2022 Annual Survey of Philippine Business and Industry*

In terms of annual increase, the Manufacturing section contributed the highest increase to average annual compensation among 18 sections with an additional annual compensation of PhP 77,808 per paid worker in the region. This translates to an annual growth of 90.7 percent from PhP 85,768 in 2021. This was followed by the Water Supply; Sewerage, Waste Management and Remediation Activities Section, projecting an increase to the average annual pay by PhP 76,506 per paid employee (20.5% annual growth rate). The Real Estate Activities section ranked third with an additional PhP 62,303 to the average annual pay per paid worker (67.7% annual growth rate). (Figure 4 and Table B)

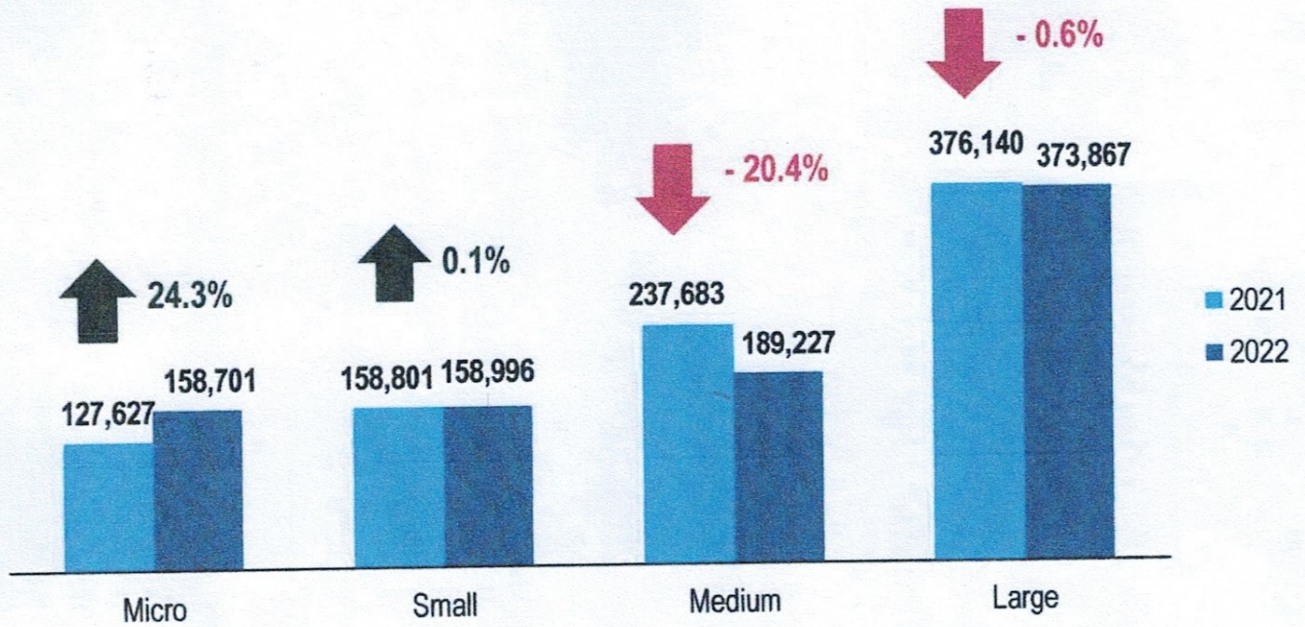
Meanwhile, the Electricity, Gas, Steam and Air Conditioning Supply posted the highest decline in the average annual compensation among 18 sections. Each paid worker under this section were compensated at an average of PhP 381,546 in 2022, which was lower by PhP 87,445 or a negative growth rate of 18.6 percent from the average annual pay of PhP 468,991 received by each paid worker in the previous year. (Figure 4 and Table B)

### **Paid workers in large establishments received the highest average annual compensation**

The 2021 ASPBI showed that large establishments paid the highest average of PhP 373,867 per paid employee. This was followed by medium establishments that pay an average annual compensation of PhP 189,227 per paid employee, small establishments paying PhP 158,996 per paid employee, and micro establishments paying PhP 158,701 per paid employee. (Figure 5 and Table C)

In 2022, both micro and small establishments contributed to the increase in the average annual compensation per paid worker in the region. Paid workers in micro establishments were compensated with an additional PhP 31,074 (24.3% growth rate) from their annual average compensation of PhP 127,627 in the previous year. Likewise, every paid worker in small establishments was compensated with an additional PhP 195 (0.1% growth rate) from the estimated annual average compensation of PhP 158,801 in 2021. (Figure 5 and Table D)

**Figure 5. Average Annual Compensation per paid Employee by Employment Grouping, MIMAROPA Region: 2021 and 2022**



Source: Philippine Statistics Authority, 2021-2022 Annual Survey of Philippine Business and Industry

Meanwhile, paid employees from both medium and large establishments received a decline on their average annual compensation in 2022. For medium establishments, paid workers received PhP 48,456 decline or 20.4 percent cutback from their annual average of PhP 237,683 received in the previous year. Paid workers in large establishments received a cutback of PhP 2,273 or 0.6 percent lower than their annual average of PhP 376,140 received in the previous year. (Figure 5 and Table D)

Digitally signed  
by Rioflorido  
Leni Rocha  
Date:  
2024.11.22  
16:36:38  
+0800

**LENI R. RIOFLORIDO**  
Regional Director

MLLM / RRL / MCCM