

# SPECIAL RELEASE

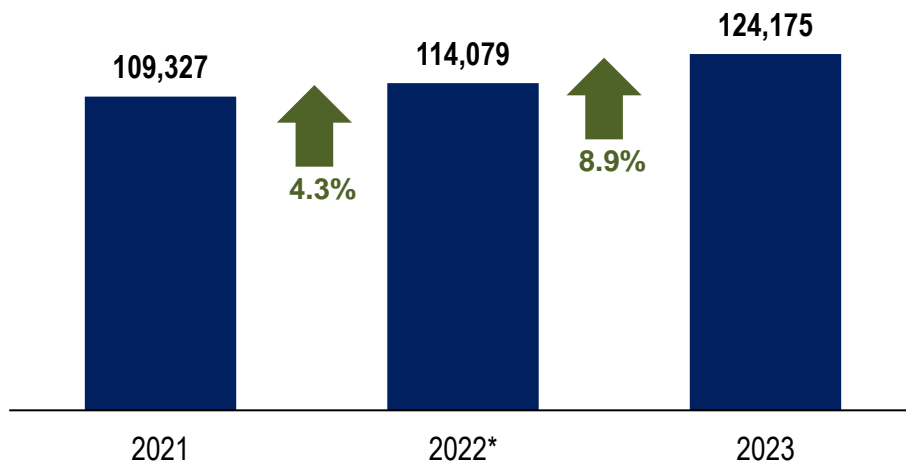
## Employment from Establishments in Operation in the MIMAROPA Region (2023 List of Establishments)

Date of Release: 27 December 2024  
Reference No. 2024-SR-127

### Total employment went up by 8.8 percent

The 2023 List of Establishments (LE) final results showed that in the MIMAROPA Region, a total employment of 124,175 workers from the 27,043 establishments in operation. The total employment in 2022 went up 8.8 percent from 114,079 workers from all establishments in operation reported from the previous year. This indicates a recovery from the pandemic period. (Figure 1)

**Figure 1. Total Employment Generated from Establishments in Operation, MIMAROPA Region: 2021-2023**



**Note:** \* Unlike 2021 and 2023 ULE which are both nationwide undertakings covering all barangays, the 2022 LE covered only the establishments with temporarily closed status in 2021 LE and verification of non-LE barangays, in addition to the updates gathered from survey reports.

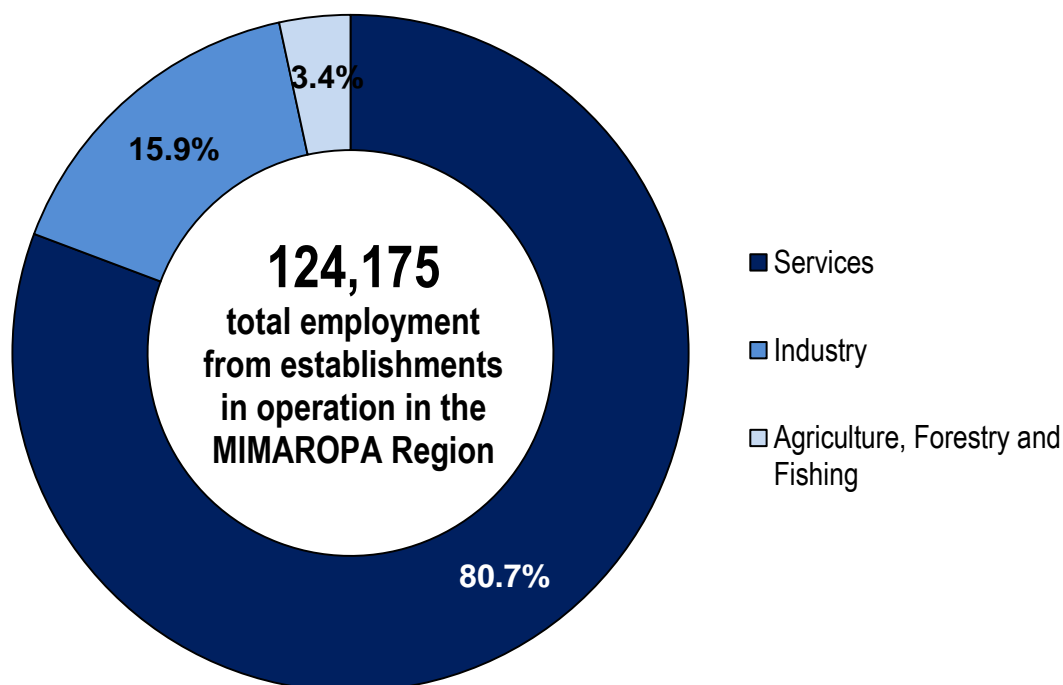
**Source:** Philippine Statistics Authority, *2021-2023 List of Establishments*



### Four in every five workers were employed under Services sector

By broad industry group, the Services sector remained as the top employment hub, covering 100,243 workers or 80.7 percent share to the region's total employment in 2023. The Industry sector accounted for 19,724 or 15.9 percent share and the Agriculture, Forestry and Fishing sector had 4,208 workers or 3.4 percent share. (Figure 2)

**Figure 2. Percent Distribution of Total Employment by Broad Industry Group in Establishments in Operation, MIMAROPA Region: 2023**



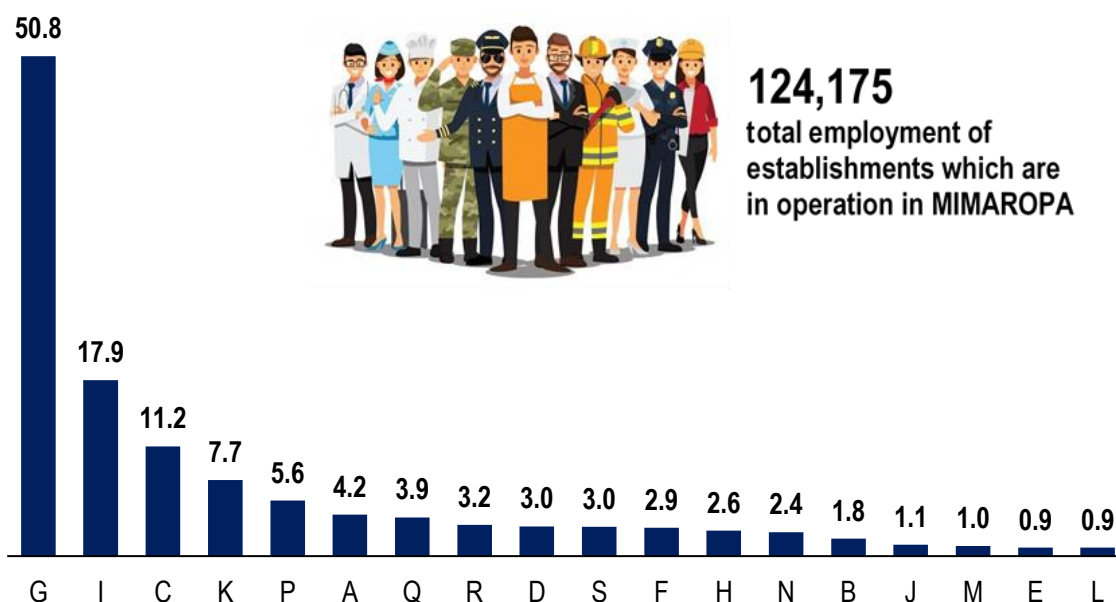
Source: Philippine Statistics Authority, 2023 List of Establishments

### Two in every five workers are employed in Wholesale and Retail Trade; Repair of Motor Vehicles and Motorcycles

In 2022, Wholesale and Retail Trade; Repair of Motor Vehicles and Motorcycles posted the highest number of 50,812 workers among 18 industry sections. This translates to 40.9 percentage share to the regional total employment. This was followed by the total employment in the Accommodation and Food Service Activities with 17,888 workers (14.4% share), Manufacturing with 11,159 workers (9.0% share),

Financial and Insurance Activities with 7,734 workers (6.2% share), and Education with 5,644 workers (4.5% share). (Figure 3)

**Figure 3. Total Employment by Industry Section in Establishments in Operation, MIMAROPA Region: 2023**  
(Number of persons in thousands)



Legend on Industry Code and Industry Description:

- |  |   |
|--|---|
| A - Agriculture, Forestry and Fishing                                    | J - Information and Communication                     |
| B - Mining and Quarrying   | K - Financial and Insurance Activities                |
| C - Manufacturing  | L - Real Estate Activities                            |
| D - Electricity, Gas, Steam and Air Conditioning Supply                  | M - Professional, Scientific and Technical Activities |
| E - Water Supply; Sewerage, Waste Management and Remediation Activities  | N - Administrative and Support Service Activities     |
| F - Construction   | P - Education   |
| G - Wholesale and Retail Trade; Repair of Motor Vehicles and Motorcycles | Q - Human Health and Social Work Activities           |
| H - Transportation and Storage   | R - Arts, Entertainment, and Recreation               |
| I - Accommodation and Food Service Activities                            | S - Other Service Activities                          |

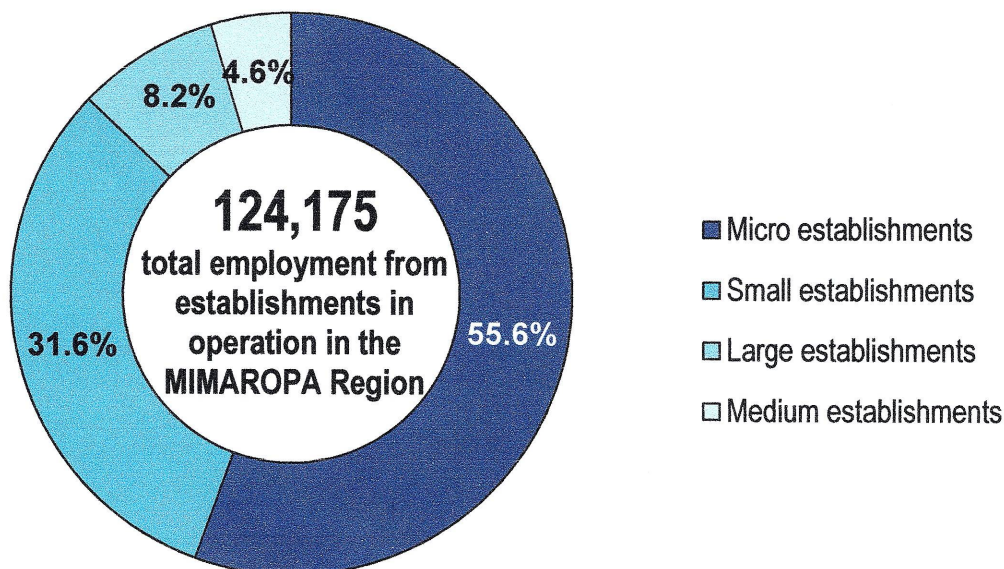
**Source:** Philippine Statistics Authority, 2023 List of Establishments

Meanwhile, Real Estate Activities and Water Supply; Sewerage, Waste Management and Remediation Activities had the least number of employed workers among industry sections in 2023 with only 862 and 871 persons (0.7% share), respectively. This was followed by Professional, Scientific and Technical Activities with 1,022 workers (0.8% share), and Information and Communication Activities with 1,145 workers (0.9% share). (Figure 3)

## More than nine in every ten workers are employed in micro establishments

Of the total workforce of 124,175 workforce from all establishments in operation in the MIMAROPA Region, micro establishments employed the highest number of 68,990 workers (55.6% share). This was followed by small and large establishments with 39,242 workers (31.6% share) and 10,173 workers (8.2% share), respectively. Medium establishments hired the least number of 5,770 workers (4.6% share). (Figure 4)

**Figure 4. Total Employment of Establishments in Operation by Employment Groupings, MIMAROPA Region: 2023**



**Note:** Establishments are also classified based on Employment Grouping as follows:

1. Micro establishments are establishments with total employment of 1 to 9;
2. Small establishments are those with total employment of 10 to 99;
3. Medium establishments are those with total employment of 100 to 199; and
4. Large establishments are those with total employment of 200 and over.

**Source:** Philippine Statistics Authority, 2023 *List of Establishments*

  
**LENI R. RIOFLORIDO**  
Regional Director

  
MLM / RRL / MGTF