



# SPECIAL RELEASE

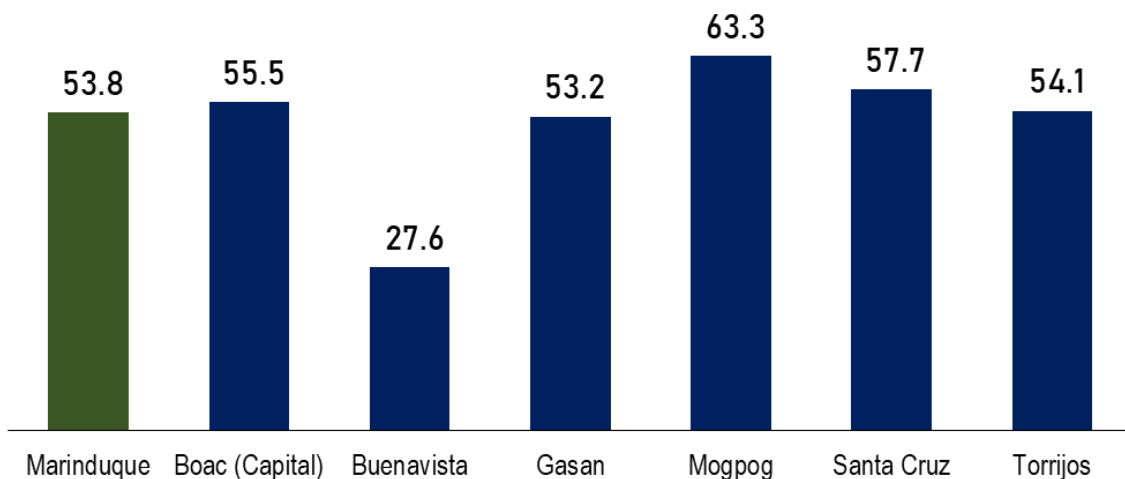
## Internet Access/Use by Households in Marinduque (2020 Census of Population and Housing)

Date of Release: 08 May 2024  
Reference No. 2024-SR-31

### More than half of the total households had Internet access

As of 12:01 a.m. of 01 May 2020, the province of Marinduque had a total of 60,546 households. Of these, 53.8 percent or 32,574 households reported that they have access to the Internet. This was 1.7 percentage points higher than the regional rate of 52.1 percent. (Table A and Figure 1)

**Figure 1. Proportion of Households with Internet Access  
by Municipality: Marinduque, 2020**



**Source:** Philippine Statistics Authority, *2020 Census of Population and Housing*

Among municipalities, Mogpog had the highest proportion of its households with Internet access at 63.3 percent. Two other municipalities that had Internet access higher than the provincial rate include Santa Cruz with 57.7 percent, Boac with 55.5 percent, and Torrijos with 54.1 percent. Meanwhile, Buenavista had the lowest proportion of households with Internet access at 37.7 percent. This was followed by Gasan with 53.2 percent. (Figure 1)

### **Santa Cruz had the most number of households in the province that have access to the Internet**

In terms of share to the total number of households in the province, Santa Cruz posted the highest number of households having Internet access with 25.4 percent share. This was followed by Boac with 24.2 percent share. Buenavista, on the other hand, posted the lowest number of households with Internet access at 5.3 percent. (Table 1)

**Table 1. Number and Percent Distribution of Households with Internet Access by Municipality: Marinduque, 2020**

Municipality	Number of Households	Households with Internet Access	
		Number	Percent
<b>Marinduque</b>	<b>60,546</b>	<b>32,574</b>	<b>100.0</b>
Boac (Capital)	14,200	7,887	24.2
Buenavista	6,256	1,728	5.3
Gasan	9,135	4,858	14.9
Mogpog	9,047	5,731	17.6
Santa Cruz	14,356	8,282	25.4
Torrijos	7,552	4,088	12.5

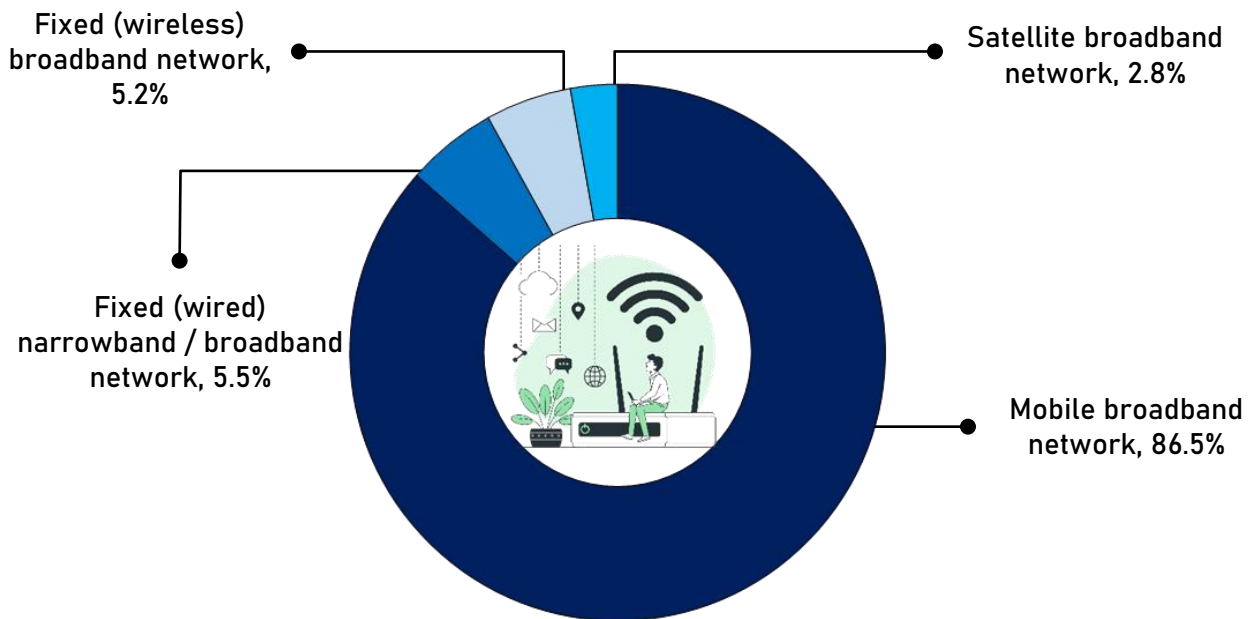
**Notes:** Figures are based on 20-percent sample households. Details may not add up to total due to rounding off.

**Source:** Philippine Statistics Authority, *2020 Census of Population and Housing*

### **More than 17 in every 20 households with Internet access reported mobile broadband network as main type of Internet connection**

It was reported that 86.5 percent of the households in Marinduque have Internet connection through a mobile broadband network. This is an internet connection via a handset, a card (integrated Subscriber Identity Module or SIM card) or a USB modem. (Figure 2)

**Figure 2. Percent Distribution of Households with Internet Access by Type of Internet Connection: Marinduque, 2020**



**Source:** Philippine Statistics Authority, *2020 Census of Population and Housing*

On the other hand, 5.5 percent of the households in the province reported having Internet connection through fixed (wired) narrowband / broadband network. Internet connection through fixed (wireless) broadband network were reported by 5.2 percent of the households while 2.8 percent through satellite broadband network. (Figure 2).

**Mobile broadband was the most common type of Internet connection in Santa Cruz**

Across all households in the province that reported mobile broadband network as their main type of Internet connection, Santa Cruz had the highest number of households with 25.6 percent out of the total 30,993 households in Marinduque. This was closely followed by Boac with 24.1 percent and Mogpog with 17.5 percent. (Table 2)

For the fixed (wired) broadband network, Boac had the highest share with 44.2 percent of the total 1,970 households in the province. This was followed by Santa Cruz (18.0%) and Mogpog (17.0%). On the other hand, the same set of municipalities Santa Cruz (27.1%), Boac (23.8%) and Mogpog (17.7%) top those reporting fixed (wireless) broadband network as their main type of Internet connection with corresponding share to the province’s 1,862 households. (Table 2)

**Table 2. Number and Percent Distribution of Households with Internet Access by Type of Connection and by Municipality: Marinduque, 2020**

Municipality	Type of Internet Connection			
	Fixed (wired) narrowband / broadband network		Fixed (wireless) broadband network	
	Number	Percent	Number	Percent
<b>Marinduque</b>	<b>1,970</b>	<b>100.0</b>	<b>1,862</b>	<b>100.0</b>
Boac (Capital)	870	44.2	443	23.8
Buenavista	15	0.8	152	8.2
Gasán	189	9.6	324	17.4
Mogpog	334	17.0	330	17.7
Santa Cruz	355	18.0	505	27.1
Torrijos	208	10.6	108	5.8

*Continued*

**Table 2 – Continued**

Municipality	Type of Internet Connection			
	Satellite broadband network		Mobile broadband network	
	Number	Percent	Number	Percent
<b>Marinduque</b>	<b>1,015</b>	<b>100.0</b>	<b>30,993</b>	<b>100.0</b>
Boac (Capital)	228	22.5	7,474	24.1
Buenavista	24	2.4	1,630	5.3
Gasán	185	18.2	4,617	14.9
Mogpog	232	22.9	5,433	17.5
Santa Cruz	163	16.1	7,940	25.6
Torrijos	184	18.1	3,899	12.6

**Notes:** Figures are based on 20-percent sample households. Details may not add up to total due to rounding off.

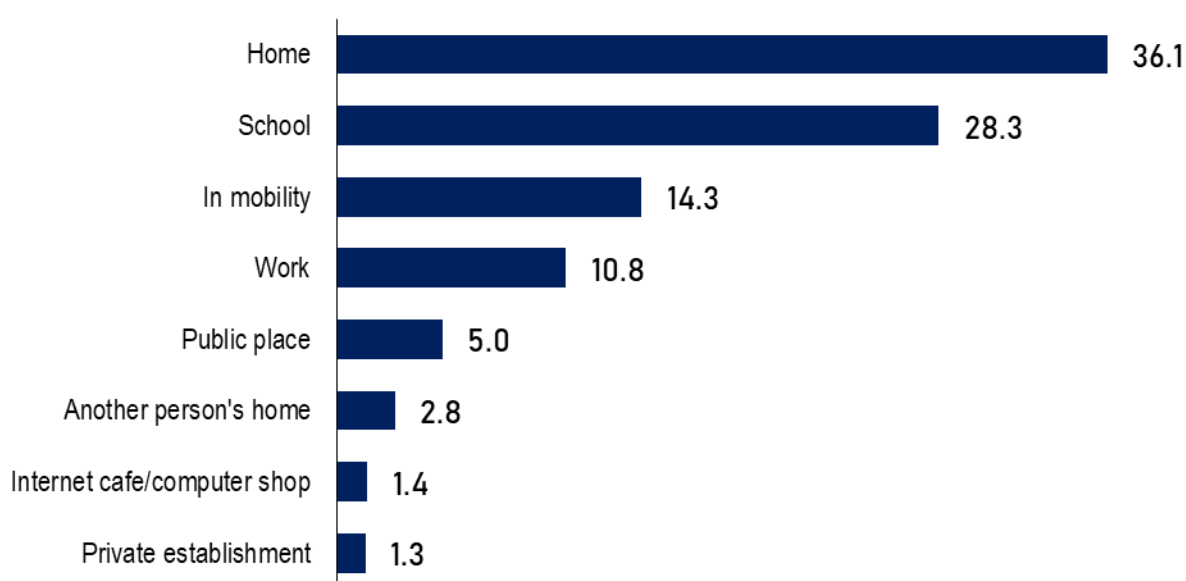
**Source:** Philippine Statistics Authority, *2020 Census of Population and Housing*

Lastly, Mogpog had the highest share of 22.9 percent of the province's total of 1,015 households that uses satellite broadband network as the main type of Internet connection. Boac and Gasán followed with a share of 22.5 percent and 18.2 percent, respectively. (Table 2)

### More than seven in every 20 households used the Internet at home

Home was where most households in Marinduque connect to the Internet, with 36.1 percent of the households in 2020. This was followed by those utilizing Internet at the school with 28.3 percent share. Furthermore, Internet was also used when in mobility, via mobile cellular telephone or other handheld devices that are connected to a mobile phone network, with 14.3 percent share, and at workplace with 10.8 percent share. (Table B and Figure 3)

**Figure 3. Percent Distribution of Households using the Internet by Location: Marinduque, 2020**



**Source:** Philippine Statistics Authority, *2020 Census of Population and Housing*


Across all households in the province that reported their location they commonly access the Internet, Santa Cruz had the highest number of households with 25.2 percent out of 33,556 households in the province who access Internet at home. Likewise, the same municipality posted the highest share among households that utilizes the Internet at school (25.4%). (Table B)

Moreover, Boac had the largest portion of households in the province who use the Internet in a private establishment (37.0%), at a public place (35.9%), at the workplace (32.6%), and when in mobility (32.5%). Finally, households from Mogpog posted the highest share of those who access Internet at an Internet Café or computer shop (41.2%). (Table B)


The statistics presented in this report were based on the information provided by the respondent or any responsible household member who may provide accurate answers to the questions and give correct information about the household.

The following data items were collected by the enumerator from a sample of 20 percent of the total households in the enumeration area/s using CPH Form 3 (Sample Household Questionnaire) or CPH Form 7 (Self-Administered Questionnaire for Sample Household):

1. Internet access ("*What type/s of internet access is/are available at home?*"), and
2. Internet use ("*Where did this household member/s use the internet in the last three (3) months?*")

  
Digitally signed  
by Rioflorido  
Leni Rocha  
Date:  
2024.05.07  
17:38:12 +0800

**LENI R. RIOFLORIDO**  
Regional Director 

  
MLLM / OHG / RRL