



SPECIAL RELEASE

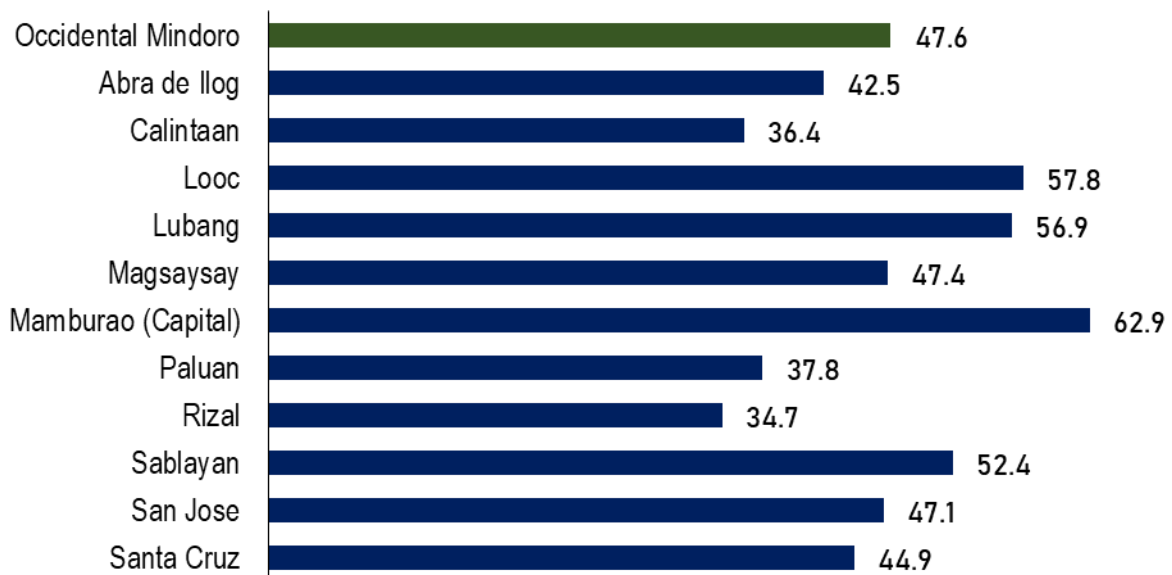
Internet Access/Use by Households in Occidental Mindoro (2020 Census of Population and Housing)

Date of Release: 08 May 2024
Reference No. 2024-SR-32

Less than half of the total households had Internet access

As of 12:01 a.m. of 01 May 2020, the province of Occidental Mindoro had a total of 126,626 households. Of these, 47.6 percent or 60,309 households reported that they have access to the Internet. This was 4.5 percentage points lower than the regional rate of 52.1 percent. (Table A and Figure 1)

**Figure 1. Proportion of Households with Internet Access
by Municipality: Occidental Mindoro, 2020**



Source: Philippine Statistics Authority, *2020 Census of Population and Housing*

Among municipalities, Mamburao had the highest proportion of its households with Internet access at 62.9 percent. Three other municipalities that had Internet access higher than the provincial rate include Looc with 57.8 percent, Lubang with 56.9 percent, and Sablayan with 52.4 percent. Meanwhile, Rizal had the lowest proportion of households with Internet access at 34.7 percent. This was followed by Calintaan with 36.4 percent. (Figure 1)

San Jose had the most number of households in the province that have access to the Internet

In terms of share to the total number of households in the province, San Jose posted the highest number of households having Internet access with 29.1 percent share. This was followed by Sablayan and Mamburao with a corresponding share to the total household who access the Internet at 18.9 percent and 12.0 percent. Looc, on the other hand, posted the lowest number of households with Internet access at 2.0 percent. (Table 1)

Table 1. Number and Percent Distribution of Households with Internet Access by Municipality: Occidental Mindoro, 2020

Municipality	Number of Households	Households with Internet Access	
		Number	Percent
Occidental Mindoro	126,626	60,309	100.0
Abra de Ilog	8,333	3,543	5.9
Calintaan	7,405	2,696	4.5
Looc	2,103	1,216	2.0
Lubang	4,680	2,663	4.4
Magsaysay	9,140	4,333	7.2
Mamburao (Capital)	11,476	7,219	12.0
Paluan	4,241	1,604	2.7
Rizal	9,622	3,339	5.5
Sablayan	21,705	11,371	18.9
San Jose	37,329	17,573	29.1
Santa Cruz	10,592	4,752	7.9

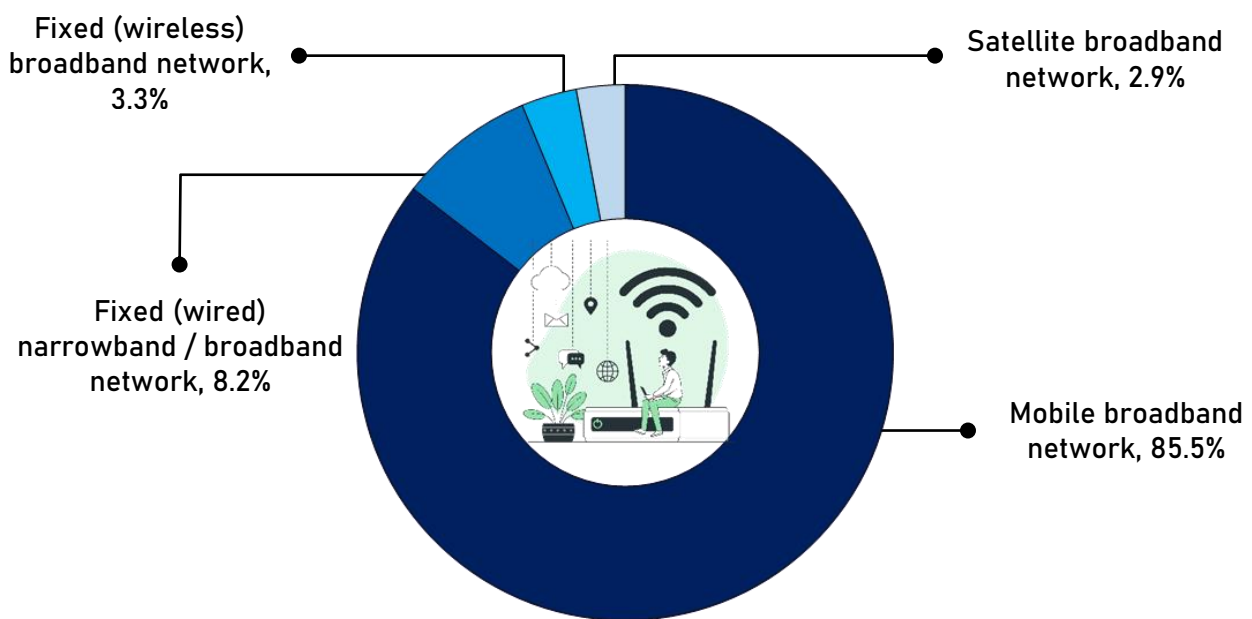
Notes: Figures are based on 20-percent sample households. Details may not add up to total due to rounding off.

Source: Philippine Statistics Authority, 2020 Census of Population and Housing

More than 17 in every 20 households with Internet access reported mobile broadband network as main type of Internet connection

It was reported that 85.5 percent of the households in Occidental Mindoro have Internet connection through a mobile broadband network. This is an internet connection via a handset, a card (integrated Subscriber Identity Module or SIM card) or a USB modem. (Figure 2)

Figure 2. Percent Distribution of Households with Internet Access by Type of Internet Connection: Occidental Mindoro, 2020



Source: Philippine Statistics Authority, *2020 Census of Population and Housing*

On the other hand, 8.2 percent of the households in the province reported having Internet connection through fixed (wired) narrowband / broadband network. Internet connection through fixed (wireless) broadband network were reported by 3.3 percent of the households while 2.9 percent through satellite broadband network. (Figure 2).

Mobile broadband was the most common type of Internet connection in San Jose

Across all households in the province that reported mobile broadband network as their main type of Internet connection, San Jose had the highest number of households with 26.9 percent out of the total 54,429 households in Occidental Mindoro. This was followed by Sablayan with 18.8 percent and Mamburao with 12.3 percent. (Table 2)

For the fixed (wired) broadband network, San Jose had the highest share with 52.3 percent of the total 5,249 households in the province. This was followed by Sablayan (17.1%) and Mamburao (12.3%). (Table 2)

Moreover, the same set of municipalities San Jose (39.1%), Sablayan (24.8%) and Mamburao (7.9%) top those reporting fixed (wireless) broadband network as their main type of Internet connection with corresponding share to the province's 2,133 households. (Table 2)

Furthermore, Sablayan had the highest share of 24.1 percent of the province's total of 1,869 households that uses satellite broadband network as the main type of Internet connection. San Jose and Mamburao followed with a share of 22.4 percent and 13.9 percent, respectively. (Table 2)

Table 2. Number and Percent Distribution of Households with Internet Access by Type of Connection and by Municipality: Occidental Mindoro, 2020

Municipality	Type of Internet Connection			
	Fixed (wired) narrowband / broadband network		Fixed (wireless) broadband network	
	Number	Percent	Number	Percent
Occidental Mindoro	5,249	100.0	2,133	100.0
Abra de Ilog	84	1.6	97	4.5
Calintaan	143	2.7	63	3.0
Looc	52	1.0	5	0.2
Lubang	176	3.4	65	3.0
Magsaysay	136	2.6	83	3.9
Mamburao (Capital)	646	12.3	168	7.9
Paluan	41	0.8	41	1.9
Rizal	103	2.0	100	4.7
Sablayan	897	17.1	530	24.8
San Jose	2,746	52.3	833	39.1
Santa Cruz	223	4.2	145	6.8

Continued

Table 2 – Continued

Municipality	Type of Internet Connection			
	Satellite broadband network		Mobile broadband network	
	Number	Percent	Number	Percent
Occidental Mindoro	1,869	100.0	54,429	100.0
Abra de Ilog	98	5.2	3,382	6.2
Calintaan	57	3.0	2,566	4.7
Looc	-	-	1,200	2.2
Lubang	260	13.9	2,316	4.3
Magsaysay	89	4.8	4,159	7.6
Mamburao (Capital)	197	10.5	6,681	12.3
Paluan	119	6.4	1,508	2.8
Rizal	90	4.8	3,159	5.8
Sablayan	451	24.1	10,257	18.8
San Jose	419	22.4	14,653	26.9
Santa Cruz	90	4.8	4,547	8.4

Notes: Figures are based on 20-percent sample households. Details may not add up to total due to rounding off.

Cell with a dash entry (-) means zero.

Source: Philippine Statistics Authority, *2020 Census of Population and Housing*

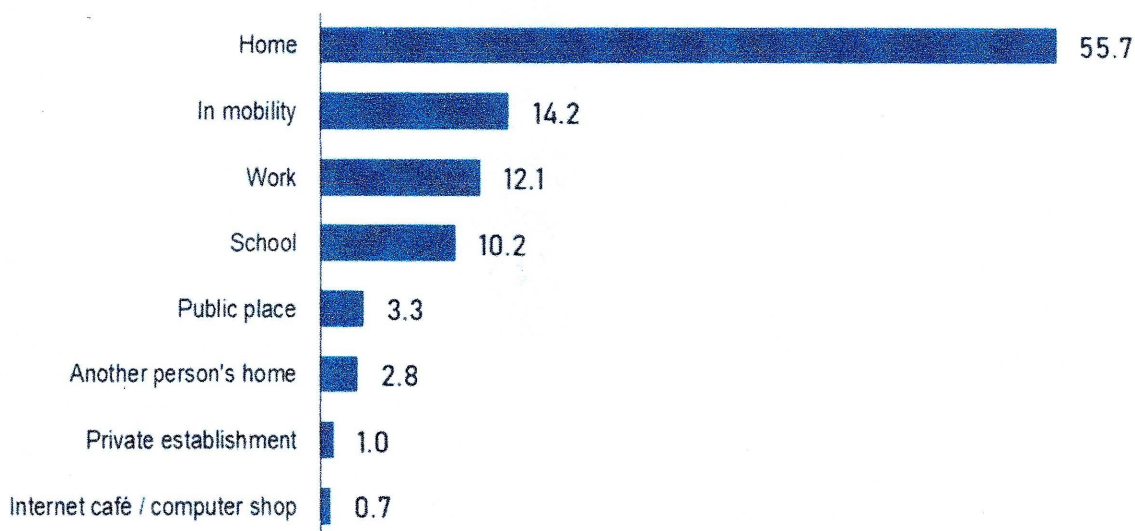
More than 11 in every 20 households used the Internet at home

Home was where most households in Occidental Mindoro connect to the Internet, with 55.1 percent of the households in 2020. This was followed by those utilizing Internet in mobility, via mobile cellular telephone or other handheld devices that are connected to a mobile phone network, with 14.2 percent share. Furthermore, Internet was also used at the workplace with 12.1 percent share, and at school with 10.2 percent share. (Table B and Figure 3)

Across all households in the province that reported their location they commonly access the Internet, San Jose had the highest number of households with 29.0 percent out of 61,186 households in the province who access Internet at home. Likewise, the same municipality posted the highest share among households that utilizes the Internet in mobility (34.9%), at school (34.6%) and at the workplace (32.1%). (Table B)

Moreover, Sablayan had the largest portion of households in the province who use the Internet at an Internet Café or computer shop with 39.0 percent share out of 783 households in the province. The same municipality also had the highest share among households who use the Internet in a public place (38.8%), at another person's home (36.1%), and in a private establishment (31.3%). (Table B)

**Figure 3. Percent Distribution of Households using Internet by Location:
Occidental Mindoro, 2020**



Source: Philippine Statistics Authority, *2020 Census of Population and Housing*

The statistics presented in this report were based on the information provided by the respondent or any responsible household member who may provide accurate answers to the questions and give correct information about the household.

The following data items were collected by the enumerator from a sample of 20 percent of the total households in the enumeration area/s using CPH Form 3 (Sample Household Questionnaire) or CPH Form 7 (Self-Administered Questionnaire for Sample Household):

1. Internet access (“*What type/s of internet access is/are available at home?*”), and
2. Internet use (“*Where did this household member/s use the internet in the last three (3) months?*”)

Digitally signed
by Rioflorido
Leni Rocha
Date:
2024.05.07
17:37:23
+0800

LENI R. RIOFLORIDO
Regional Director

MLLM / OHG / RRL