



SPECIAL RELEASE

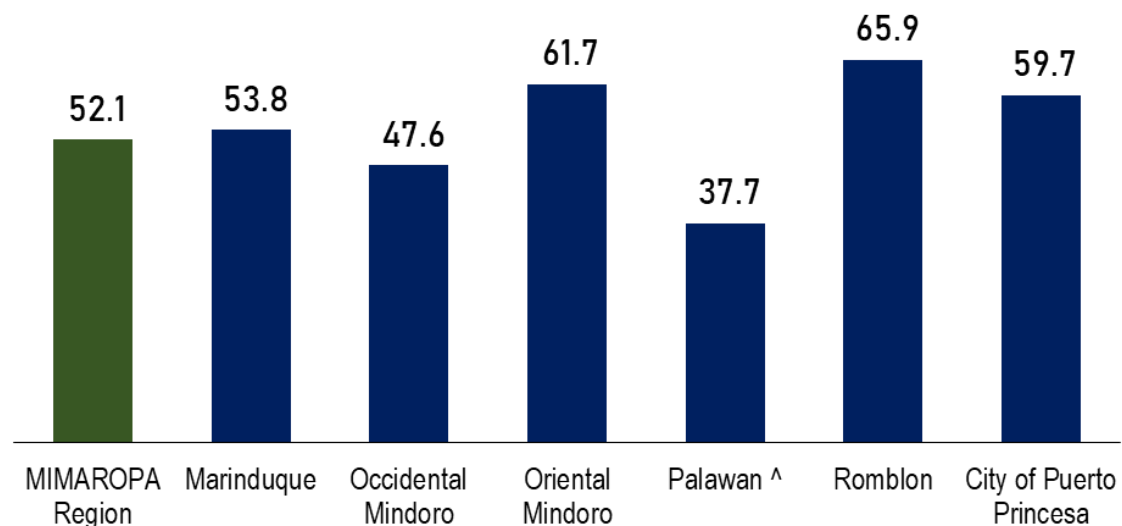
Internet Access/Use by Households in the MIMAROPA Region (2020 Census of Population and Housing)

Date of Release: 08 May 2024
Reference No. 2024-SR-33

More than half of the total households had Internet access

As of 12:01 a.m. of 01 May 2020, the region had a total of 792,785 households. Of these, 52.1 percent or 412,750 households reported that they have access to the Internet. This was 4.0 percentage points lower than the national rate of 56.1 percent. (Table A and Figure 1)

Figure 1. Proportion of Households with Internet Access by Province and Highly Urbanized City: MIMAROPA Region, 2020



Note: ^ Excludes the highly urbanized City of Puerto Princesa
Source: Philippine Statistics Authority, *2020 Census of Population and Housing*

Among provinces, Romblon had the highest proportion of its households with Internet access at 65.9 percent. Two other provinces that had Internet access higher than the regional rate include Oriental Mindoro with 61.7 percent and Marinduque with 53.8 percent. In addition, the City of Puerto Princesa was higher than the regional rate at 59.7 percent. (Figure 1)

Meanwhile, Palawan excluding the highly urbanized City of Puerto Princesa had the lowest proportion of households with Internet access at 37.7 percent. This was followed by Occidental Mindoro with 47.6 percent. (Figure 1)

Oriental Mindoro had the most number of households in the region that have access to the Internet

In terms of share to the total number of households in the region, Oriental Mindoro posted the highest number of households having Internet access with 32.1 percent share. This was followed by Palawan except the City of Puerto Princesa with 21.1 percent share. In addition, the region’s lone highly urbanized City of Puerto Princesa had 11.9 percent of its total number households with access to the Internet. Marinduque, on the other hand, posted the lowest number of households with Internet access at 7.9 percent. (Table 1)

Table 1. Number and Percent Distribution of Households with Internet Access by Province and Highly Urbanized City: MIMAROPA Region, 2020

Province and Highly Urbanized City	Number of Households	Households with Internet Access	
		Number	Percent
MIMAROPA Region	792,785	412,750	100.0
Marinduque	60,546	32,574	7.9
Occidental Mindoro	126,626	60,309	14.6
Oriental Mindoro	215,070	132,672	32.1
Palawan ^{1/}	230,809	87,031	21.1
Romblon	77,634	51,126	12.4
City of Puerto Princesa	82,100	49,039	11.9

Notes: Figures are based on 20-percent sample households. Details may not add up to total due to rounding off.

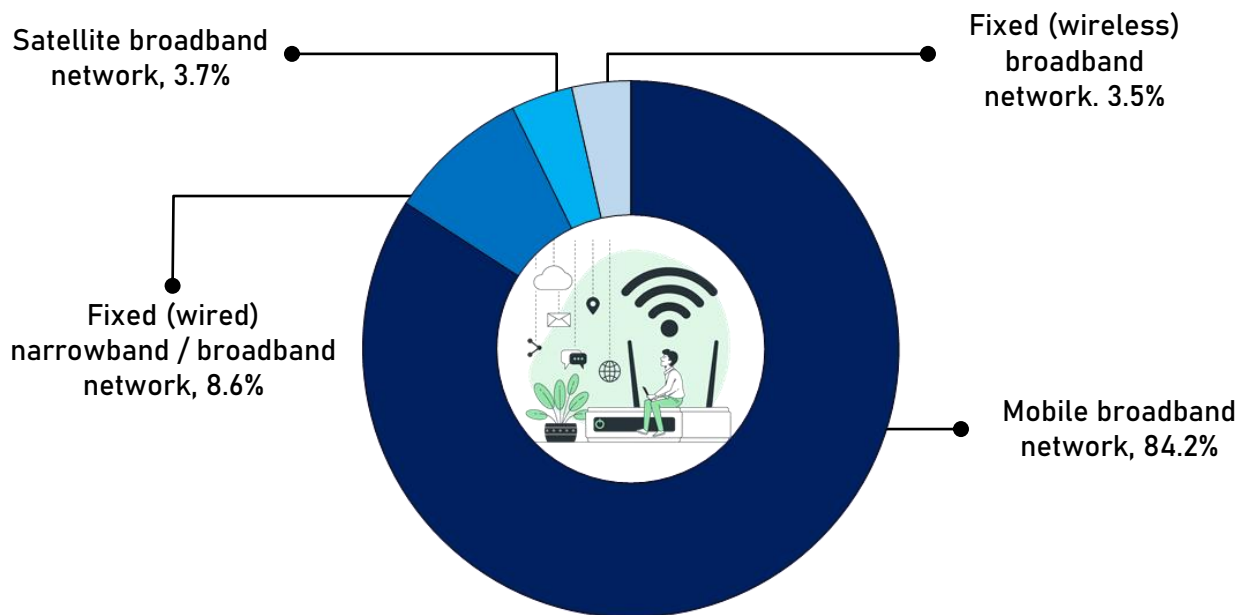
^{1/} Excludes the highly urbanized City of Puerto Princesa

Source: Philippine Statistics Authority, *2020 Census of Population and Housing*

Nearly 17 in every 20 households with Internet access reported mobile broadband network as main type of Internet connection

It was reported that 84.2 percent of the households in the MIMAROPA Region have Internet connection through a mobile broadband network. This is an internet connection via a handset, a card (integrated Subscriber Identity Module or SIM card) or a USB modem. (Figure 2)

Figure 2. Percent Distribution of Households with Internet Access by Type of Internet Connection: MIMAROPA Region, 2020



Source: Philippine Statistics Authority, *2020 Census of Population and Housing*

On the other hand, 8.6 percent of the households in the region reported having Internet connection through fixed (wired) narrowband / broadband network. Internet connection through satellite broadband network were reported by 3.7 percent of the households while 3.5 percent through fixed (wireless) broadband network. (Figure 2).

Mobile broadband was the most common type of Internet connection in Oriental Mindoro

Across all households in the region that reported mobile broadband network as their main type of Internet connection, Oriental Mindoro had the highest number of households with 31.6 percent out of the total 373,643 households in the MIMAROPA Region. This was followed by Palawan with the exclusion of City of Puerto Princesa with 21.4 percent and Occidental Mindoro with 14.6 percent. (Table 2)

For the fixed (wired) broadband network, Oriental Mindoro had the highest share with 41.3 percent of the total 38,110 households in the region. This was followed by City of Puerto Princesa (23.2%) and Occidental Mindoro (13.8%). The same provinces and highly urbanized city top those reporting fixed (wireless) broadband network as their main type of Internet connection. (Table 2)

Table 2. Number and Percent Distribution of Households with Internet Access by Type of Connection and by Province and Highly Urbanized City: MIMAROPA Region, 2020

Province and Highly Urbanized City	Type of Internet Connection			
	Fixed (wired) narrowband / broadband network		Fixed (wireless) broadband network	
	Number	Percent	Number	Percent
MIMAROPA Region	38,110	100.0	15,709	100.0
Marinduque	1,970	5.2	1,862	11.9
Occidental Mindoro	5,249	13.8	2,133	13.6
Oriental Mindoro	15,729	41.3	5,757	36.6
Palawan ^{1/}	4,329	11.4	2,110	13.4
Romblon	1,977	5.2	1,346	8.6
City of Puerto Princesa	8,856	23.2	2,501	15.9

Continued

Table 2 – Continued

Province and Highly Urbanized City	Type of Internet Connection			
	Satellite broadband network		Mobile broadband network	
	Number	Percent	Number	Percent
MIMAROPA Region	16,535	100.0	373,643	100.0
Marinduque	1,015	6.1	30,993	8.3
Occidental Mindoro	1,869	11.3	54,429	14.6
Oriental Mindoro	4,127	25.0	118,212	31.6
Palawan ^{1/}	5,172	31.3	79,884	21.4
Romblon	1,335	8.1	48,899	13.1
City of Puerto Princesa	3,018	18.3	41,225	11.0

Notes: Figures are based on 20-percent sample households. Details may not add up to total due to rounding off.

^{1/} Excludes the highly urbanized City of Puerto Princesa

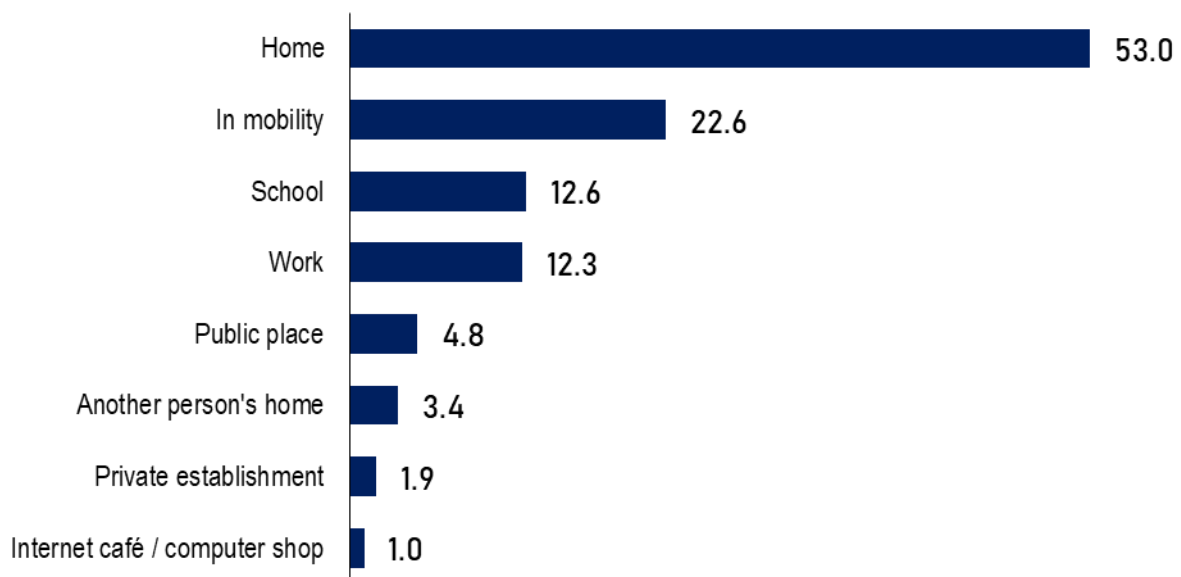
Source: Philippine Statistics Authority, 2020 Census of Population and Housing

Lastly, Palawan except City of Puerto Princesa had the highest share of 31.3 percent of the region’s total of 16,535 households that uses satellite broadband network as the main type of Internet connection. Oriental Mindoro and City of Puerto Princesa followed with a share of 25.0 percent and 18.3 percent, respectively. (Table 2)

More than half of the households used the Internet at home

Home was where most households in the MIMAROPA Region connect to the Internet, with 53.0 percent of the households in 2020. This was followed by those utilizing Internet when in mobility, via mobile cellular telephone or other handheld devices that are connected to a mobile phone network, with 22.6 percent. Furthermore, Internet was also used at the school and workplace with a corresponding share of 12.6 percent and 12.3 percent. (Table B and Figure 3)

Figure 3. Percent Distribution of Households using the Internet by Location: MIMAROPA Region, 2020



Source: Philippine Statistics Authority, *2020 Census of Population and Housing*


Across all households in the region that reported their location they commonly access Internet, Oriental Mindoro had the highest number of households with 32.0 percent out of 419,871 households in the region who access Internet at home. Likewise, the same province posted the highest share among households that utilizes Internet in mobility (48.3%) and at the workplace (23.1%). (Table B)

Moreover, Marinduque had the largest portion of households in the region who use Internet at school with a 26.3 percent share out of the region's 100,000 households. Palawan, excluding the City of Puerto Princesa, got the highest share among the region's total households who access Internet at public places (29.7%) and at another person's home (24.3%). Finally, households from the City of Puerto Princesa posted the highest share of those who access Internet in a private establishment (28.5%) and at an Internet Café or computer shop (24.8%). (Table B)

The statistics presented in this report were based on the information provided by the respondent or any responsible household member who may provide accurate answers to the questions and give correct information about the household.

The following data items were collected by the enumerator from a sample of 20 percent of the total households in the enumeration area/s using CPH Form 3 (Sample Household Questionnaire) or CPH Form 7 (Self-Administered Questionnaire for Sample Household):

1. Internet access (*"What type/s of internet access is/are available at home?"*), and
2. Internet use (*"Where did this household member/s use the internet in the last three (3) months?"*)


Digitally signed
by Rioflorido
Leni Rocha
Date:
2024.05.07
17:41:28 +0800

LENI R. RIOFLORIDO
Regional Director 


MLLM / OHG / RRL