



# SPECIAL RELEASE

## **Information and Communications Technology (ICT) Devices, Household Conveniences, and Vehicles Owned by Households in the MIMAROPA Region (2020 Census of Population and Housing)**

Date of Release: 16 June 2024

Reference No. 2024-SR-62

### ***Explanatory Notes***

*Data items on household conveniences, Information and Communications Technology (ICT) devices, and vehicles were collected by the enumerator from a sample of 20 percent of the total households in the enumeration area/s using CPH Form 3 (Sample Household Questionnaire) or CPH Form 7 (Self-Administered Questionnaire for Sample Household).*

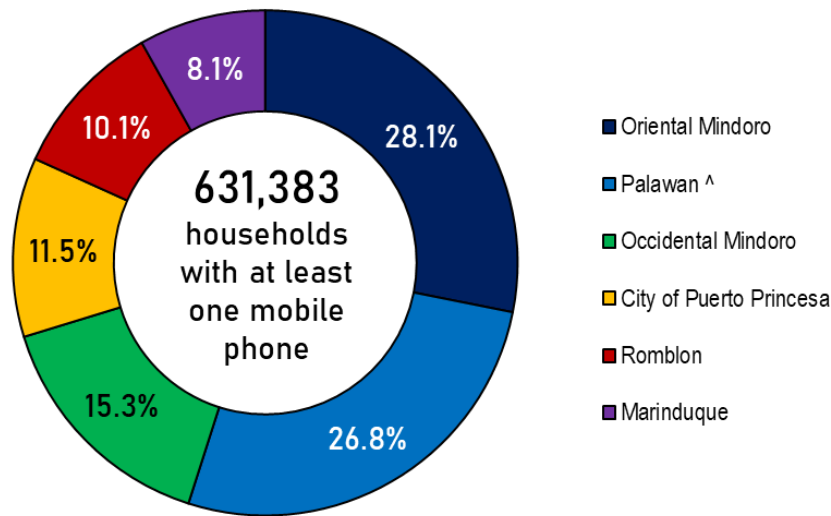
*This Special Release was prepared in support to the National ICT Month this June 2024 pursuant to the Proclamation No. 1521, s. 2008. This year's theme "Bayang Digital ang Bagong Pilipinas" echoes the collective responsibility for change inherent in a Bagong Pilipinas. Through this concept, the Philippines is envisioned where digital connectivity unites us all, where government services are streamlined through technology, where cyber safety is prioritized, and where innovation and growth opportunities abound for every citizen.*

### **Nearly four in every five households had a mobile phone**

Mobile phone was the most commonly found ICT device in households. This was reported by 631,383 households in the MIMAROPA Region or 79.6 percent of the region's 792,875 total households as of 12:01 a.m. of 01 May 2020. (Table 1, Table A, and Figure 1)

Among provinces, Oriental Mindoro had the most number of households who own at least one mobile phone at 177,614 households. This translates to a 28.1 percent share to the regional total households who had a mobile phone. Palawan (excluding the City of Puerto Princesa) ranked second with 169,157 households or a corresponding share of 26.8 percent to the regional total. Meanwhile, Marinduque had the smallest share of 8.1 percent to the total number of households who had a mobile phone in the region. (Figure 1)

**Figure 1. Distribution of Households Owning a Mobile Phone by Province and Highly Urbanized City: MIMAROPA Region, 2020**



**Note:** ^ Excludes the highly urbanized City of Puerto Princesa  
**Source:** Philippine Statistics Authority, 2020 Census of Population and Housing

In terms of the provincial proportion of households who own at least one mobile phone, Marinduque had the highest proportion of 84.9 percent and was followed by Oriental Mindoro (82.6%) and Romblon (82.2%). The region’s lone highly urbanized City of Puerto Princesa, on the other hand, had 88.3 percent of its total households with a mobile phone. Meanwhile, Palawan (excluding the City of Puerto Princesa) posted the lowest proportion of its households with a mobile phone at 73.3 percent. (Table 1)

**Table 1. Number and Proportion of Households Owning a Mobile Phone by Province and Highly Urbanized City: MIMAROPA Region, 2020**

Province and Highly Urbanized City	Number of Households	Number of Households who Own a Mobile Phone	
		Number	Proportion
<b>MIMAROPA Region</b>	<b>792,785</b>	<b>631,383</b>	<b>79.6</b>
Marinduque	60,546	51,393	84.9
Occidental Mindoro	126,626	96,892	76.5
Oriental Mindoro	215,070	177,614	82.6
Palawan ^	230,809	169,157	73.3
Romblon	77,634	63,836	82.2
City of Puerto Princesa	82,100	72,491	88.3

**Notes:** Figures are based on 20-percent sample households. Details may not add up to total due to rounding off.


^ Excludes the highly urbanized City of Puerto Princesa

**Source:** Philippine Statistics Authority, 2020 Census of Population and Housing

### Nearly 19 in every 20 households in Kalayaan, Palawan had a mobile phone

Among city/municipalities in the region, the municipality of Kalayaan in Palawan had the highest proportion of households who own at least one mobile phone at 94.3 percent. This was followed by the City of Calapan (91.7%) and municipality of Victoria (89.4%) in Oriental Mindoro. Completing the top five are the municipalities of Santa Cruz in Marinduque (87.9%) and Looc in Romblon (86.3%). (Figure 2)

**Figure 2. Top 10 City / Municipality with Highest Proportion of Households Owning a Mobile Phone: MIMAROPA Region, 2020**

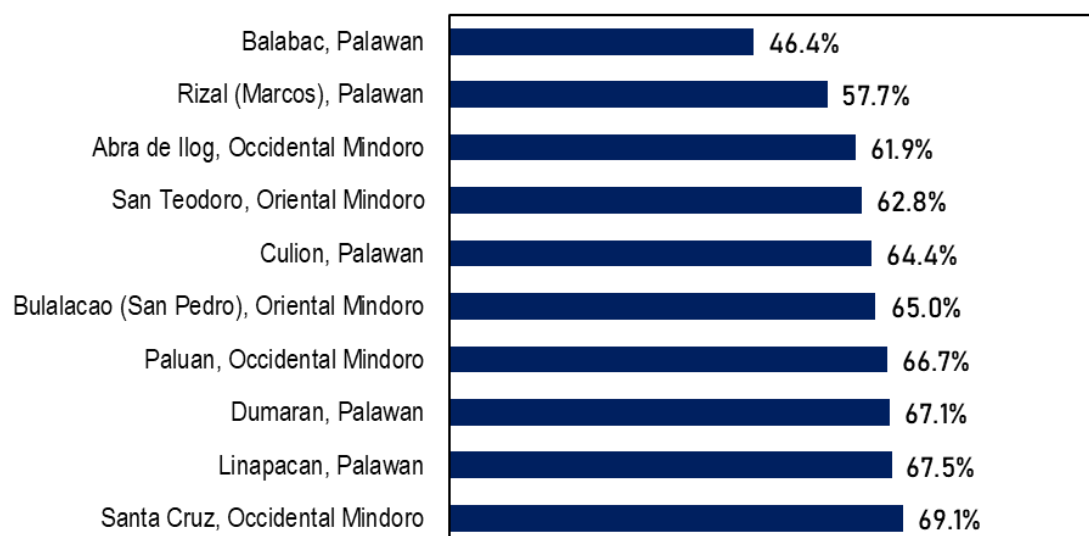


**Source:** Philippine Statistics Authority, *2020 Census of Population and Housing*

### Less than half of Balabac's households owned a mobile phone

On the other hand, the municipality of Balabac in Palawan had the lowest proportion of households who own at least one mobile phone among municipalities in the MIMAROPA Region at 46.4 percent. This was followed by the municipalities of Rizal in Palawan and Abra de Ilog in Occidental Mindoro at 57.7 percent and 61.9 percent, respectively. Completing the bottom five are the municipalities of San Teodoro in Oriental Mindoro (62.8%) and Culion in Palawan (64.4%). (Figure 3)

**Figure 3. Top 10 City / Municipality with Lowest Proportion of Households Owning a Mobile Phone: MIMAROPA Region, 2020**



Source: Philippine Statistics Authority, 2020 Census of Population and Housing

### More than three in every five households in the region had television

Television was the second most commonly owned ICT device in the MIMAROPA Region as reported by 493,789 households or 62.3 percent of the total number of households in the region. (Table 2 and Table A)

**Table 2. Number and Proportion of Households Owning a Television by Province and Highly Urbanized City: MIMAROPA Region, 2020**

Province and Highly Urbanized City	Number of Households	Number of Households who Own a Television	
		Number	Proportion
<b>MIMAROPA Region</b>	<b>792,785</b>	<b>493,789</b>	<b>62.3</b>
Marinduque	60,546	41,873	69.2
Occidental Mindoro	126,626	83,823	66.2
Oriental Mindoro	215,070	152,273	70.8
Palawan ^	230,809	106,107	46.0
Romblon	77,634	51,885	66.8
City of Puerto Princesa	82,100	57,828	70.4

**Notes:** Figures are based on 20-percent sample households. Details may not add up to total due to rounding off.

^ Excludes the highly urbanized City of Puerto Princesa

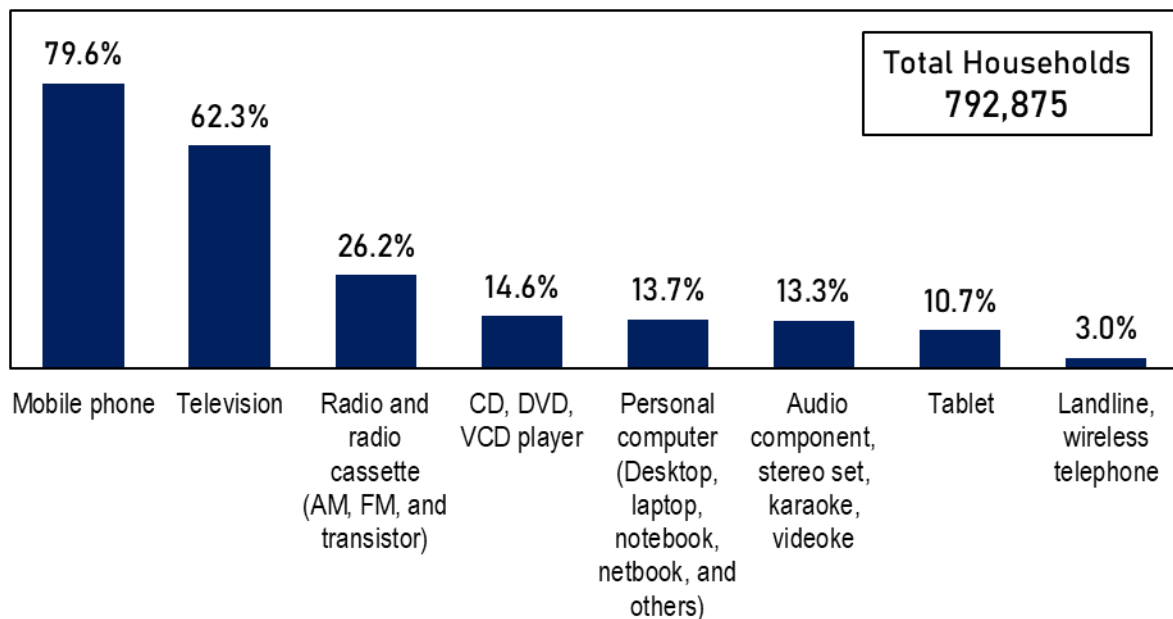
Source: Philippine Statistics Authority, 2020 Census of Population and Housing

Among provinces, Oriental Mindoro had the highest number of households who own a television at 152,273 or a corresponding share of 30.8 percent to the total number of households in the region with a television. Meanwhile, Marinduque posted the lowest number of households who possessed a television at 41,873 or a share of 8.5 percent. (Table 2)

Furthermore, Oriental Mindoro had the highest proportion among all provinces in the region with 70.8 percent of its households who own a television, while Occidental Mindoro posted the lowest proportion at 66.2 percent. Meanwhile, 70.4 percent of households in the City of Puerto Princesa possess at least one television. (Table 2)

Other commonly owned ICT device by households in the region include radio and radio cassette (AM, FM, and transistor) at 26.2 percent, CD, DVD and VCD players at 14.6 percent, and personal computer such as desktop, laptop, notebook and netbook at 13.7 percent. (Table A and Figure 4)

**Figure 4. Proportion of Households Owning an ICT Device: MIMAROPA Region, 2020**



Source: Philippine Statistics Authority, 2020 Census of Population and Housing

**Electric fan and other cooling equipment was the most owned household convenience by households**

The household convenience mostly owned by households in the region was electric fan and other cooling equipment. This was reported by 540,238 households or 68.1 percent of the total number of households in the region. (Table 3 and Table B)

**Table 3. Number and Proportion of Households Owning an Electric Fan and other Cooling Equipment by Province and Highly Urbanized City: MIMAROPA Region, 2020**

Province and Highly Urbanized City	Number of Households	Number of Households who Own an Electric Fan and other Cooling Equipment	
		Number	Proportion
<b>MIMAROPA Region</b>	<b>792,785</b>	<b>540,238</b>	<b>68.1</b>
Marinduque	60,546	48,494	80.1
Occidental Mindoro	126,626	92,552	73.1
Oriental Mindoro	215,070	172,722	80.3
Palawan ^	230,809	98,549	42.7
Romblon	77,634	61,935	79.8
City of Puerto Princesa	82,100	65,985	80.4

**Notes:** Figures are based on 20-percent sample households. Details may not add up to total due to rounding off.

^ Excludes the highly urbanized City of Puerto Princesa

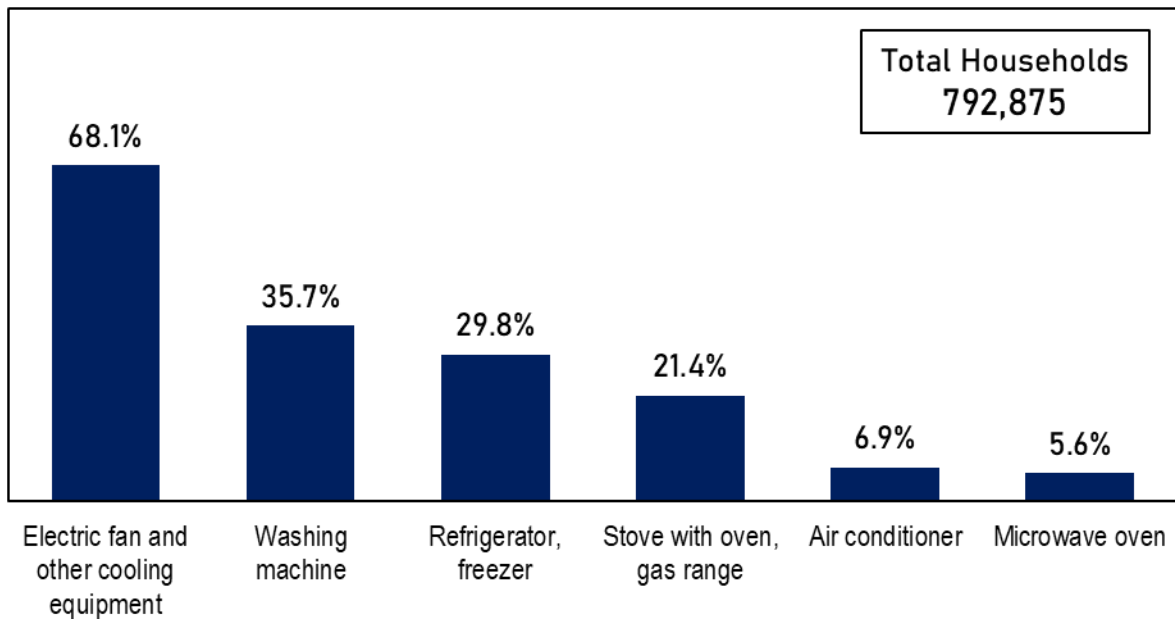
**Source:** Philippine Statistics Authority, *2020 Census of Population and Housing*

Among provinces, Oriental Mindoro had the greatest share of the total households in the region who own an electric fan and other cooling equipment at 32.0 percent. This was followed by Palawan (except the City of Puerto Princesa) and Occidental Mindoro with a corresponding share of 18.2 percent and 17.1 percent. Meanwhile, Marinduque posted the lowest share to those households with electric fan and other cooling equipment at 9.0 percent. (Table 3)

In terms of the proportion of households with this kind of household convenience among provinces in the region, Oriental Mindoro ranked first with 80.3 percent of its households own at least one electric fan and other cooling equipment. This was closely followed by Marinduque (80.1%), Romblon (79.8%), and Occidental Mindoro (73.1%). Meanwhile, Palawan (excluding the City of Puerto Princesa) ranked the lowest with more than two in every five of its households had this household convenience. More than four out of five of its households in the City of Puerto Princesa or 80.4 percent had at least one electric fan and other cooling equipment. (Table 3)

Other commonly owned household convenience by households in the region include washing machine (35.7%), refrigerator or freezer (29.8%), and stove with oven or gas range (21.4%). (Table B and Figure 5)

**Figure 5. Proportion of Households with a Household Convenience:  
MIMAROPA Region, 2020**



**Source:** Philippine Statistics Authority, *2020 Census of Population and Housing*

**Twelve in every 25 households owned a motorcycle, motor scooter or tricycle**

The most owned vehicle by households in the region was motorcycle, motor scooter or tricycle. This was reported by 380,171 households or 48.0 percent of the total number of households in the region. (Table 4 and Table C)

**Table 4. Number and Proportion of Households Owning a Motorcycle, Motor Scooter, or Tricycle by Province and Highly Urbanized City:  
MIMAROPA Region, 2020**

Province and Highly Urbanized City	Number of Households	Number of Households who Own a Motorcycle, Motor Scooter, or Tricycle	
		Number	Proportion
<b>MIMAROPA Region</b>	<b>792,785</b>	<b>380,171</b>	<b>48.0</b>
Marinduque	60,546	22,408	37.0
Occidental Mindoro	126,626	64,055	50.6
Oriental Mindoro	215,070	109,508	50.9
Palawan ^	230,809	102,940	44.6
Romblon	77,634	38,168	49.2
City of Puerto Princesa	82,100	43,092	52.5

**Notes:** Figures are based on 20-percent sample households. Details may not add up to total due to rounding off.

^ Excludes the highly urbanized City of Puerto Princesa

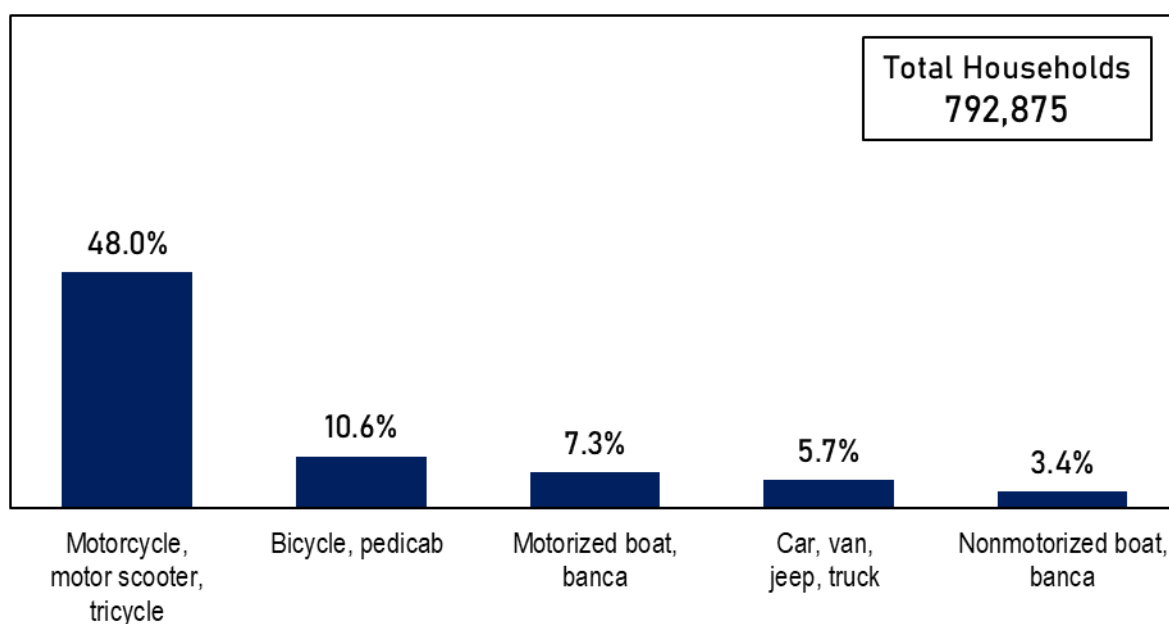
**Source:** Philippine Statistics Authority, *2020 Census of Population and Housing*

Among provinces, Oriental Mindoro had the greatest share of the total households in the region who own a motorcycle, motor scooter or tricycle at 28.8 percent. This was followed by Palawan (except the City of Puerto Princesa) and Occidental Mindoro at 27.1 percent share and 16.8 percent share, respectively. Meanwhile, Marinduque posted the lowest share at 5.9 percent. (Table 4)

In terms of the proportion of households possessing this kind of vehicle among provinces in the region, Oriental Mindoro ranked first with 50.9 percent of its households with motorcycle, motor scooter or tricycle. This was closely followed by Occidental Mindoro (50.6%), Romblon (49.2%), and Palawan (excluding the City of Puerto Princesa) (44.6%). Meanwhile, Marinduque ranked the lowest at 37.0 percent. More than 13 in every 25 households in the City of Puerto Princesa or 52.5 percent had motorcycle, motor scooter or tricycle. (Table 4)

Other owned vehicles by households in the region include bicycle or pedicab (10.6%), motorized boat or banca (7.3%), car, van, jeep and truck (5.7%), and nonmotorized boat or banca (3.4%). (Table C and Figure 6)

**Figure 6. Proportion of Households Owning a Vehicle:  
MIMAROPA Region, 2020**




**Source:** Philippine Statistics Authority, *2020 Census of Population and Housing*

The statistics presented in this Special Release were based on the information provided by the respondent or any responsible household member who may provide accurate answers to the questions and give correct information about the household.



The following data item was collected by the enumerator from a sample of 20 percent of the total households in the enumeration area/s using CPH Form 3 (Sample Household Questionnaire) or CPH Form 7 (Self-Administered Questionnaire for Sample Household):

1. Presence of household conveniences/information and communication technology devices/vehicles (*"Does this household have the following household conveniences/information and communication technology devices/vehicles inworking condition?"*)

  
Digitally signed  
by Rioflorido  
Leni Rocha  
Date:  
2024.06.14  
16:37:43  
+0800

**LENI R. RIOFLORIDO**  
Regional Director 

  
MLLM / OHG / RRL