



# SPECIAL RELEASE

## Information and Communications Technology (ICT) Devices, Household Conveniences, and Vehicles Owned by Households in Marinduque (2020 Census of Population and Housing)

Date of Release: 20 June 2024

Reference No. 2024-SR-64

### *Explanatory Notes*

*Data items on household conveniences, Information and Communications Technology (ICT) devices, and vehicles were collected by the enumerator from a sample of 20 percent of the total households in the enumeration area/s using CPH Form 3 (Sample Household Questionnaire) or CPH Form 7 (Self-Administered Questionnaire for Sample Household).*

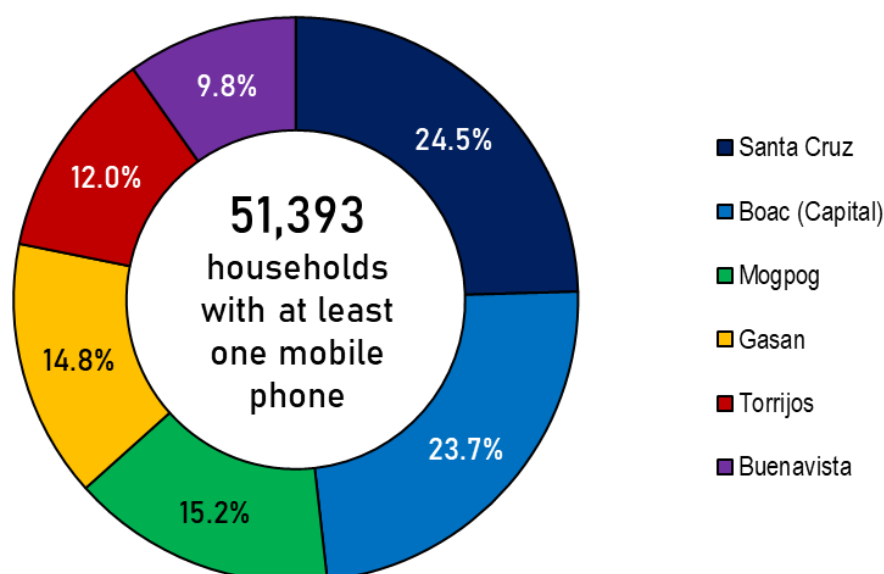
*This Special Release was prepared in support to the National ICT Month this June 2024 pursuant to the Proclamation No. 1521, s. 2008. This year's theme "Bayang Digital ang Bagong Pilipinas" echoes the collective responsibility for change inherent in a Bagong Pilipinas. Through this concept, the Philippines is envisioned where digital connectivity unites us all, where government services are streamlined through technology, where cyber safety is prioritized, and where innovation and growth opportunities abound for every citizen.*

### **More than 21 in every 25 households had a mobile phone**

Mobile phone was the most commonly found ICT device in households in Marinduque. This was reported by 51,393 households or 84.9 percent of the province's 60,546 total households as of 12:01 a.m. of 01 May 2020. (Table 1, Table A, and Figure 1)

Among its municipalities, Santa Cruz had the most number of households who own at least one mobile phone at 12,614 households. This translates to a 24.5 percent share to the provincial total households who had a mobile phone. Boac ranked second with 12,168 households or a corresponding share of 23.7 percent of the provincial total. Meanwhile, Buenavista had the smallest share of 9.8 percent of the total number of households who had a mobile phone in the province. (Figure 1)

**Figure 1. Distribution of Households Owning a Mobile Phone by Municipality: Marinduque, 2020**



**Source:** Philippine Statistics Authority, 2020 Census of Population and Housing

In terms of the proportion of households who own at least one mobile phone by municipality, Santa Cruz had the highest proportion of 87.9 percent and was followed by Mogpog (86.1%) and Boac (85.7%). All these three municipalities exceeded the provincial proportion of households who possess at least one mobile phone at 84.9 percent. Meanwhile, Buenavista posted the lowest proportion of its households with a mobile phone at 80.4 percent. (Table 1)

**Table 1. Number and Proportion of Households Owning a Mobile Phone by Municipality: Marinduque, 2020**

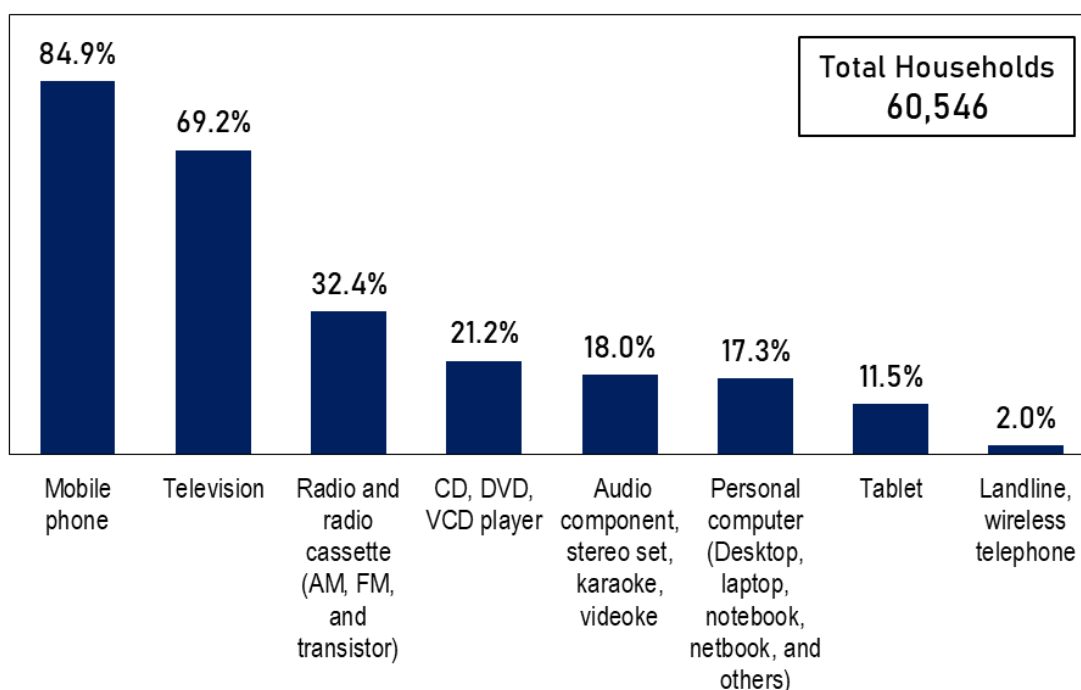
| Municipality      | Number of Households | Number of Households who Own a Mobile Phone |             |
|-------------------|----------------------|---|-------------|
|                   |                      | Number                                      | Proportion  |
| <b>Marinduque</b> | <b>60,546</b>        | <b>51,393</b>                               | <b>84.9</b> |
| Boac (Capital)    | 14,200               | 12,168                                      | 85.7        |
| Buenavista        | 6,256                | 5,028                                       | 80.4        |
| Gasan             | 9,135                | 7,609                                       | 83.3        |
| Mogpog            | 9,047                | 7,786                                       | 86.1        |
| Santa Cruz        | 14,356               | 12,614                                      | 87.9        |
| Torrijos          | 7,552                | 6,187                                       | 81.9        |

**Notes:** Figures are based on 20-percent sample households. Details may not add up to total due to rounding off.

**Source:** Philippine Statistics Authority, 2020 Census of Population and Housing

Other commonly owned ICT device by households in the province include television at 69.2 percent, radio and radio cassette (AM, FM, and transistor) at 32.4 percent, CD, DVD and VCD players at 21.2 percent, audio component, stereo set, karaoke and videoke at 18.0 percent, and personal computer such as desktop, laptop, notebook and netbook at 17.3 percent. (Table A and Figure 2)

**Figure 2. Proportion of Households Owning an ICT Device: Marinduque, 2020**



**Source:** Philippine Statistics Authority, *2020 Census of Population and Housing*

### **Electric fan and other cooling equipment was the most owned household convenience by households**

The household convenience mostly owned by households in Marinduque was electric fan and other cooling equipment. This was reported by 48,494 households or 80.1 percent of the total number of households in Marinduque. (Table 3 and Table B)

Among its municipalities, Santa Cruz had the greatest share of the total households in the province who own an electric fan and other cooling equipment at 24.3 percent. This was closely followed by Boac with a share of 24.1 percent. Meanwhile, Buenavista posted the lowest share to those households with electric fan and other cooling equipment at 9.6 percent. (Table 3)

**Table 3. Number and Proportion of Households Owning an Electric Fan and other Cooling Equipment by Municipality: Marinduque, 2020**

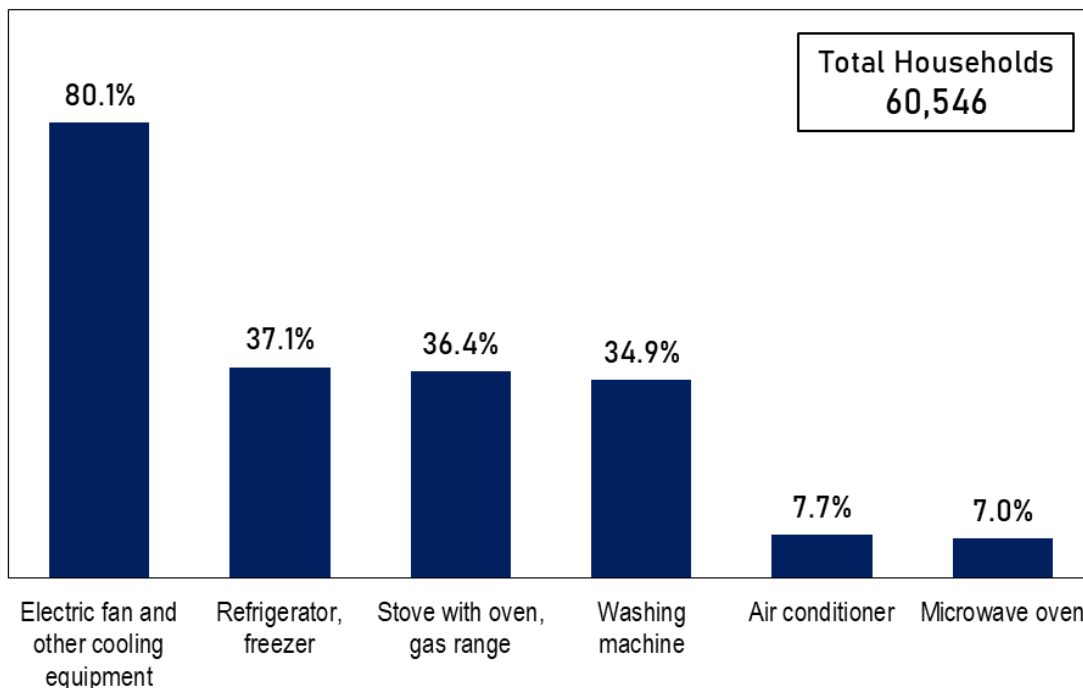
| Municipality      | Number of Households | Number of Households who Own an Electric Fan and other Cooling Equipment |             |
|-------------------|----------------------|--|-------------|
|                   |                      | Number   | Proportion  |
| <b>Marinduque</b> | <b>60,546</b>        | <b>48,494</b>  | <b>80.1</b> |
| Boac (Capital)    | 14,200               | 11,673   | 82.2        |
| Buenavista        | 6,256                | 4,642  | 74.2        |
| Gasán             | 9,135                | 7,508  | 82.2        |
| Mogpog            | 9,047                | 7,288  | 80.6        |
| Santa Cruz        | 14,356               | 11,775   | 82.0        |
| Torrijos          | 7,552                | 5,608  | 74.3        |

**Notes:** Figures are based on 20-percent sample households. Details may not add up to total due to rounding off.

**Source:** Philippine Statistics Authority, *2020 Census of Population and Housing*

In terms of the proportion of households with at least one electric fan and other cooling equipment among municipalities in the province, Boac and Gasán posted 82.2 percent of its households own this housing convenience. Meanwhile, Santa Cruz (82.0%) and Mogpog (80.6%) were other municipalities that exceeded the province’s proportion of households with the said household convenience at 80.1 percent. (Table 3)

**Figure 4. Proportion of Households with a Household Convenience: Marinduque, 2020**



**Source:** Philippine Statistics Authority, *2020 Census of Population and Housing*

Other commonly owned household convenience by households in Marinduque include refrigerator or freezer at 37.1 percent, stove with oven or gas range at 36.4 percent, and washing machine at 34.9 percent. (Table B and Figure 4)

**More than nine in every 25 households owned a motorcycle, motor scooter or tricycle**

The most owned vehicle by households in Marinduque was motorcycle, motor scooter or tricycle. This was reported by 22,408 households or 37.0 percent of the total number of households in the province. (Table 4 and Table C)

**Table 4. Number and Proportion of Households Owning a Motorcycle, Motor Scooter, or Tricycle by Municipality: Marinduque, 2020**

| Municipality      | Number of Households | Number of Households who Own a Motorcycle, Motor Scooter, or Tricycle |             |
|-------------------|----------------------|---|-------------|
|                   |                      | Number  | Proportion  |
| <b>Marinduque</b> | <b>60,546</b>        | <b>22,408</b>   | <b>37.0</b> |
| Boac (Capital)    | 14,200               | 5,386   | 37.9        |
| Buenavista        | 6,256                | 1,903   | 30.4        |
| Gasán             | 9,135                | 3,153   | 34.5        |
| Mogpog            | 9,047                | 3,022   | 33.4        |
| Santa Cruz        | 14,356               | 5,871   | 40.9        |
| Torrijos          | 7,552                | 3,073   | 40.7        |

**Notes:** Figures are based on 20-percent sample households. Details may not add up to total due to rounding off.

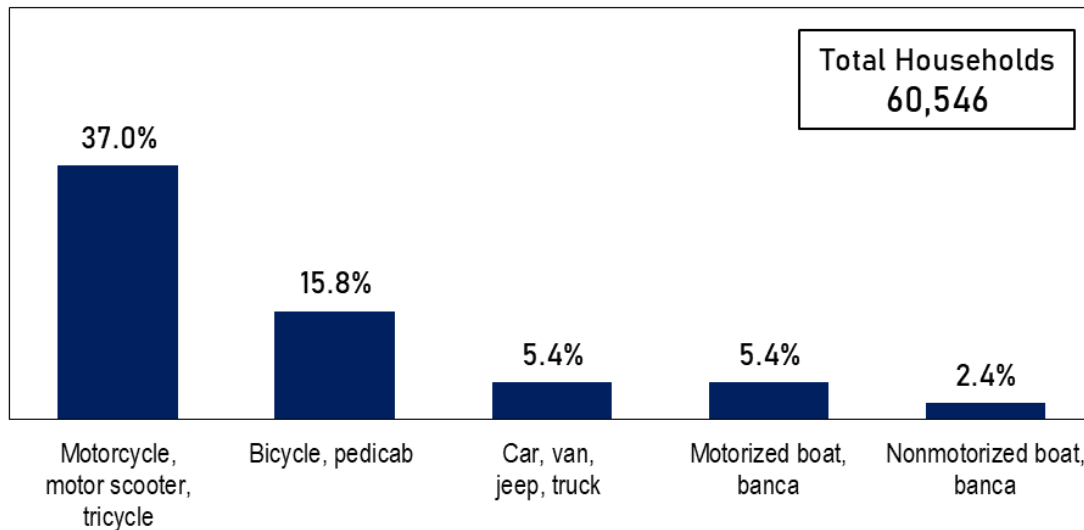
**Source:** Philippine Statistics Authority, *2020 Census of Population and Housing*

Among its municipalities, Santa Cruz had the greatest share of the total households in the province who own a motorcycle, motor scooter or tricycle at 26.2 percent. This was followed by Boac with 24.0 percent share. Meanwhile, Buenavista posted the lowest share at 8.5 percent. (Table 4)

In terms of the proportion of households possessing this kind of vehicle among municipalities of Marinduque, Santa Cruz ranked first with 40.9 percent of its households with motorcycle, motor scooter or tricycle. This was closely followed by Torrijos (40.7%), and Boac (37.9%). These three municipalities exceeded the provincial proportion of households who own at least one motorcycles, motor scooter or tricycles at 37.0 percent. (Table 4)

Other owned vehicles by households in Marinduque include bicycle or pedicab at 15.8 percent, car, van, jeep and truck at 5.4 percent, motorized boat or banca at 5.4 percent, and nonmotorized boat or banca at 2.4 percent. (Table C and Figure 5)

**Figure 5. Proportion of Households Owning a Vehicle:  
Marinduque, 2020**





**Source:** Philippine Statistics Authority, *2020 Census of Population and Housing*

The statistics presented in this Special Release were based on the information provided by the respondent or any responsible household member who may provide accurate answers to the questions and give correct information about the household.

The following data item was collected by the enumerator from a sample of 20 percent of the total households in the enumeration area/s using CPH Form 3 (Sample Household Questionnaire) or CPH Form 7 (Self-Administered Questionnaire for Sample Household):

1. Presence of household conveniences/information and communication technology devices/vehicles (*“Does this household have the following household conveniences/information and communication technology devices/vehicles inworking condition?”*)

  
Digitally signed  
by Rioflorido  
Leni Rocha  
Date:  
2024.06.20  
13:26:49 +0800

**LENI R. RIOFLORIDO**  
Regional Director 

  
MLLM / OHG / RRL