



# SPECIAL RELEASE

## **Information and Communications Technology (ICT) Devices, Household Conveniences, and Vehicles Owned by Households in Oriental Mindoro (2020 Census of Population and Housing)**

Date of Release: 21 June 2024

Reference No. 2024-SR-65

### ***Explanatory Notes***

*Data items on household conveniences, Information and Communications Technology (ICT) devices, and vehicles were collected by the enumerator from a sample of 20 percent of the total households in the enumeration area/s using CPH Form 3 (Sample Household Questionnaire) or CPH Form 7 (Self-Administered Questionnaire for Sample Household).*

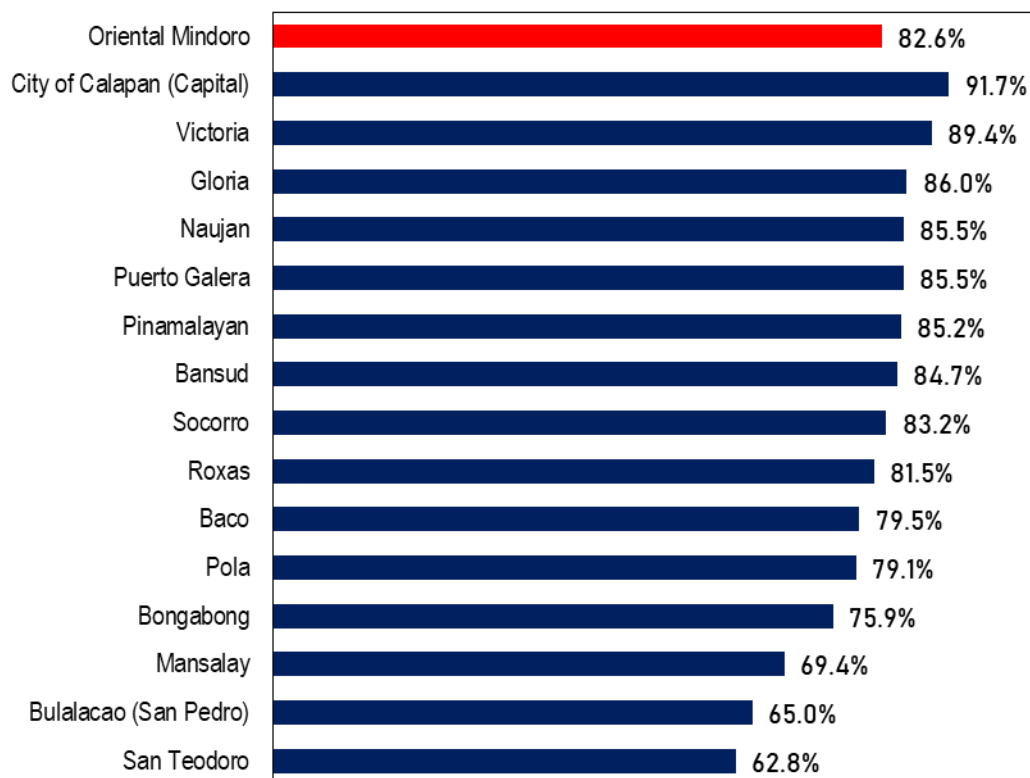
*This Special Release was prepared in support to the National ICT Month this June 2024 pursuant to the Proclamation No. 1521, s. 2008. This year's theme "Bayang Digital ang Bagong Pilipinas" echoes the collective responsibility for change inherent in a Bagong Pilipinas. Through this concept, the Philippines is envisioned where digital connectivity unites us all, where government services are streamlined through technology, where cyber safety is prioritized, and where innovation and growth opportunities abound for every citizen.*

### **More than four in every five households had a mobile phone**

Mobile phone was the most commonly found ICT device in households in Oriental Mindoro. This was reported by 177,614 households or 82.6 percent of the province's 215,070 total households as of 12:01 a.m. of 01 May 2020. (Table A and Figure 1)

City of Calapan had the most number of households who own at least one mobile phone at 32,227 households. This translates to 18.1 percent share to the provincial total households who had a mobile phone. Naujan ranked second with 22,668 households with at least one mobile phone (12.8%) percent of the provincial total. Meanwhile, San Teodoro had the least share of 2,834 households with a mobile phone or 1.6 percent of the total number of households who had a mobile phone in the province. (Table A)

**Figure 1. Proportion of Households Owning a Mobile Phone by City / Municipality: Oriental Mindoro, 2020**

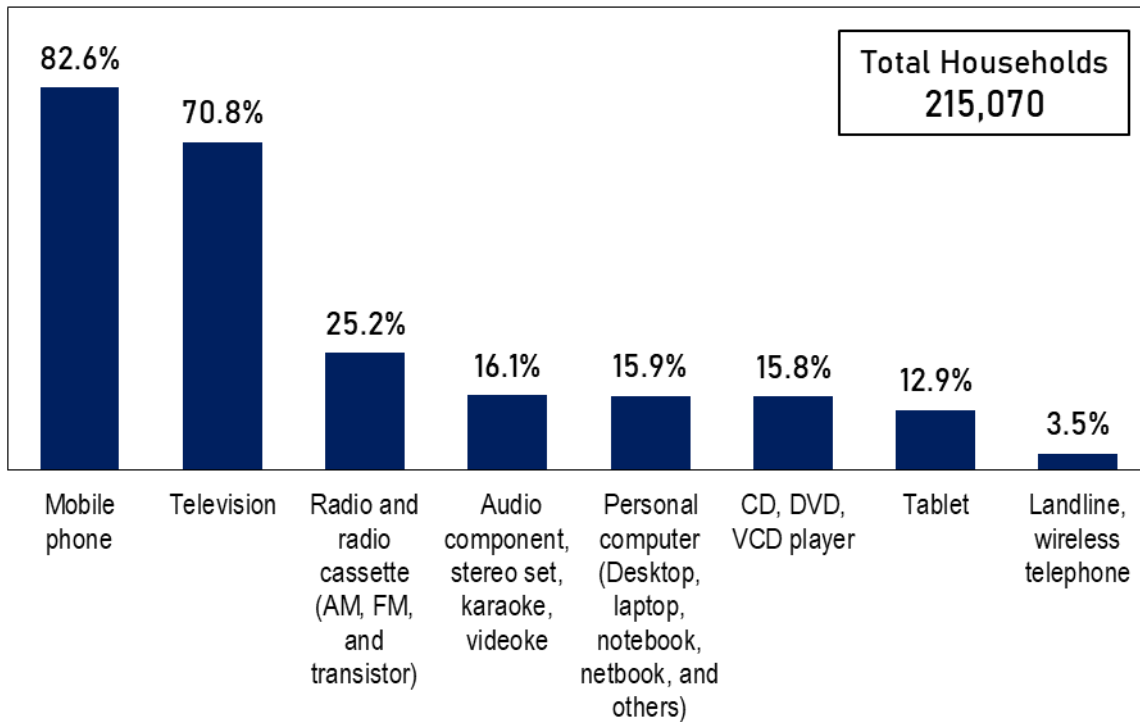


**Source:** Philippine Statistics Authority, *2020 Census of Population and Housing*

In terms of the proportion of households who own at least one mobile phone by city / municipality, City of Calapan had the highest proportion of 91.7 percent. This was followed by Victoria and Gloria with corresponding proportion of 89.4 percent and 86.0 percent. Other municipalities that exceeded the provincial proportion of households who possess at least one mobile phone include Naujan (85.5%), Puerto Galera (85.5%), Pinamalayan (85.2%), Bansud (84.7%), and Socorro (83.2%). Meanwhile, San Teodoro posted the lowest proportion of its households with a mobile phone at 62.8 percent. (Figure 1)

Aside from mobile phones, other ICT devices commonly owned by households in Oriental Mindoro include television at 70.8 percent, radio and radio cassette (AM, FM, and transistor) at 25.2 percent, audio component, stereo set, karaoke and videoke at 16.1 percent, personal computer such as desktop, laptop, notebook and netbook at 15.9 percent, and CD, DVD and VCD players at 15.8 percent. (Table A and Figure 2)

**Figure 2. Proportion of Households Owning an ICT Device:  
Oriental Mindoro, 2020**



**Source:** Philippine Statistics Authority, *2020 Census of Population and Housing*

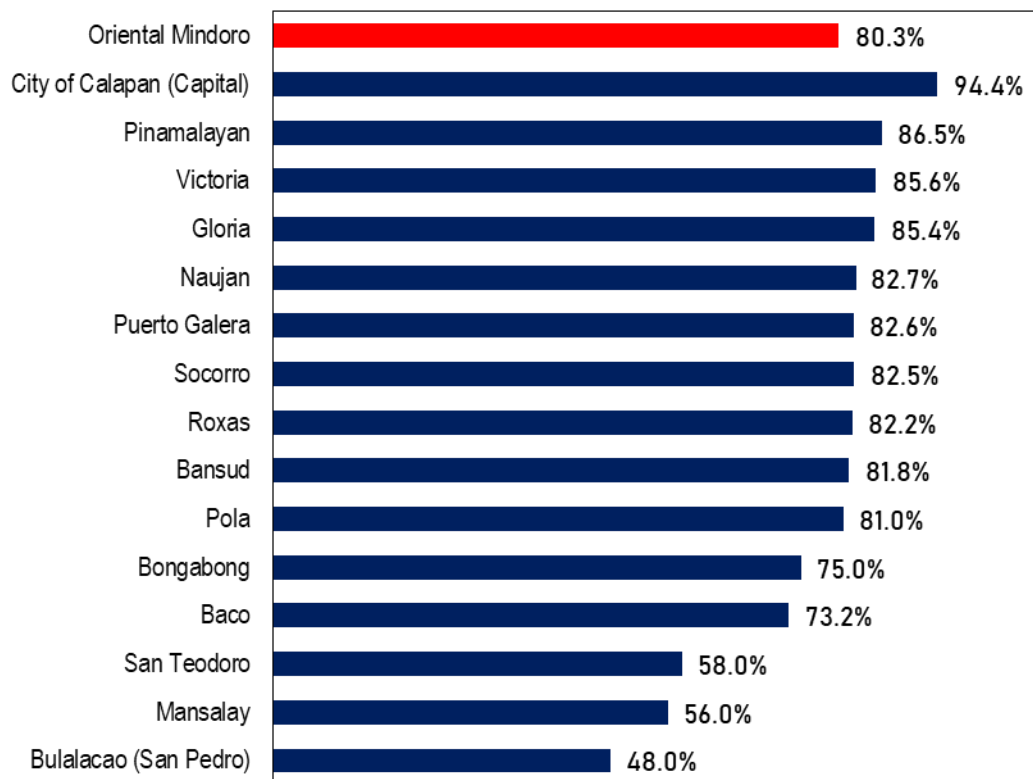
**Electric fan and other cooling equipment was the most owned household convenience by households**

The household convenience mostly owned by households in Oriental Mindoro was electric fan and other cooling equipment. This was reported by 172,722 households or 80.3 percent of the total number of households in Oriental Mindoro. (Table B and Figure 3)

Among its city and municipalities, City of Calapan had the greatest share of the total households in the province who own an electric fan and other cooling equipment at 19.2 percent. This was closely followed by Naujan and Pinamalayan with a corresponding share of 12.7 percent and 10.7 percent. Meanwhile, San Teodoro posted the lowest share to those households with electric fan and other cooling equipment at 1.5 percent. (Table B)

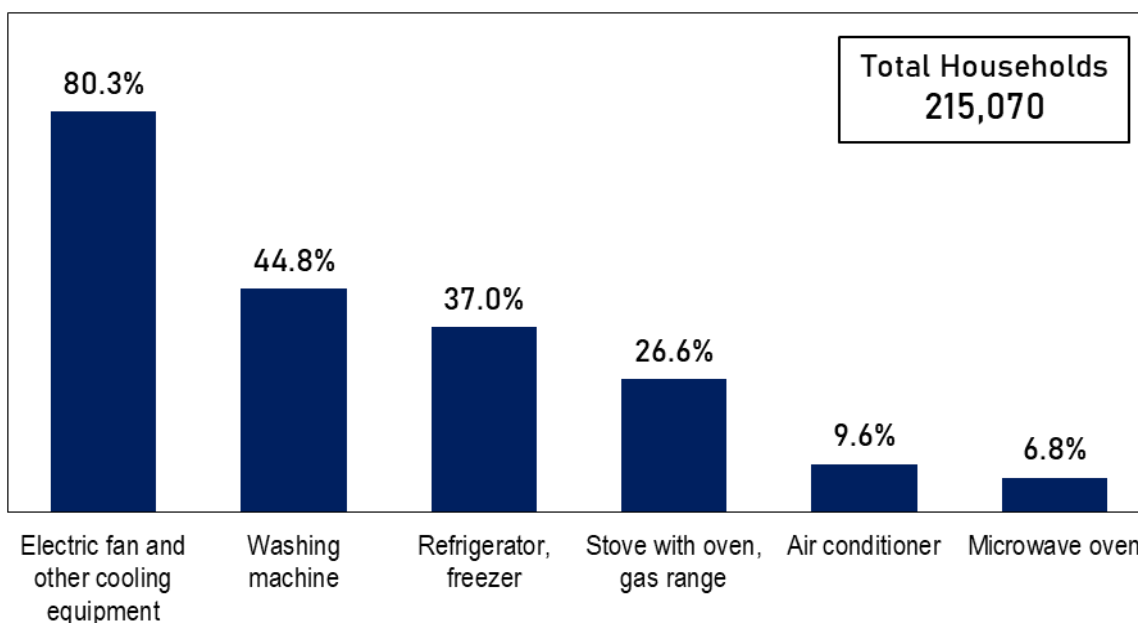
In terms of the proportion of households with at least one electric fan and other cooling equipment among city and municipalities in the province, City of Calapan registered 94.4 percent of its households own this housing convenience. Pinamalayan (86.5%), Victoria (85.6%), Gloria (85.4%) and Naujan (82.7%) ranked second up to fifth spot among municipalities with highest prevalence of households owning an electric fan and other cooling equipment. (Figure 3)

**Figure 3. Proportion of Households Owning an Electric Fan and other Cooling Equipment by City / Municipality: Oriental Mindoro, 2020**



Source: Philippine Statistics Authority, 2020 Census of Population and Housing

**Figure 4. Proportion of Households with a Household Convenience: Oriental Mindoro, 2020**



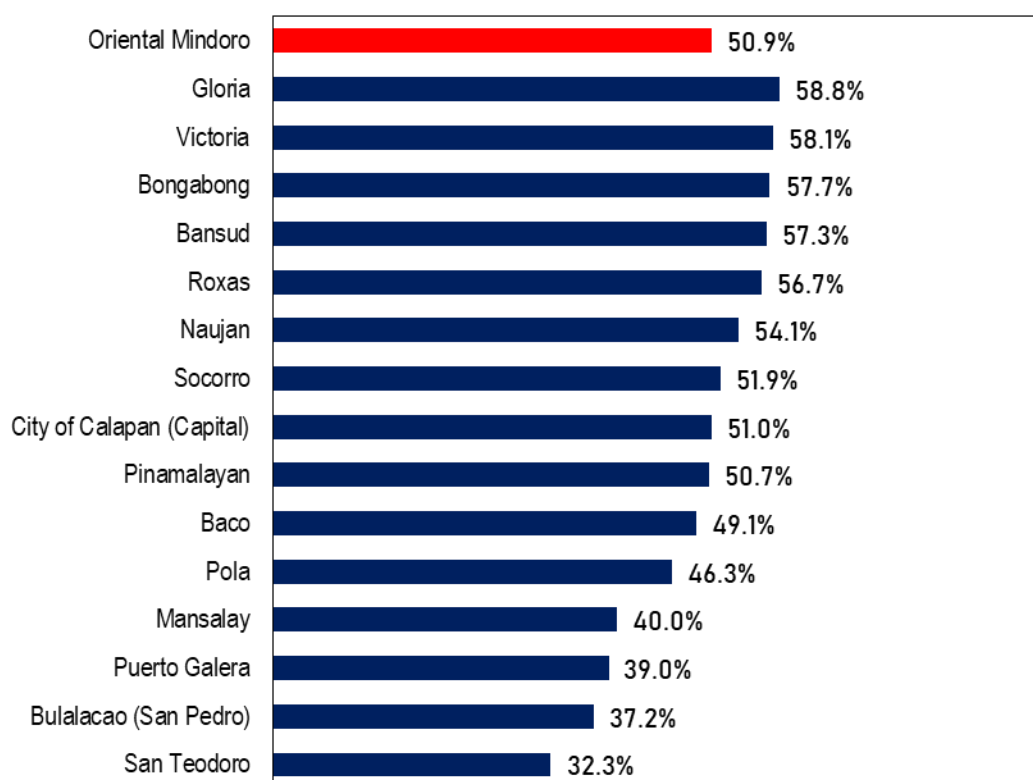
Source: Philippine Statistics Authority, 2020 Census of Population and Housing

Aside from owning electric fans and other cooling equipment, other household convenience commonly owned by households in Oriental Mindoro include washing machine at 44.8 percent, refrigerator or freezer at 37.0 percent, and stove with oven or gas range at 26.6 percent. (Table B and Figure 4)

**More than half of the households owned a motorcycle, motor scooter or tricycle**

The most owned vehicle by households in Oriental Mindoro was motorcycle, motor scooter or tricycle. This was reported by 109,508 households or 50.9 percent of the total number of households in the province. (Table C and Figure 5)

**Figure 5. Proportion of Households Owning a Motorcycle, Motor Scooter, or Tricycle by City / Municipality: Oriental Mindoro, 2020**



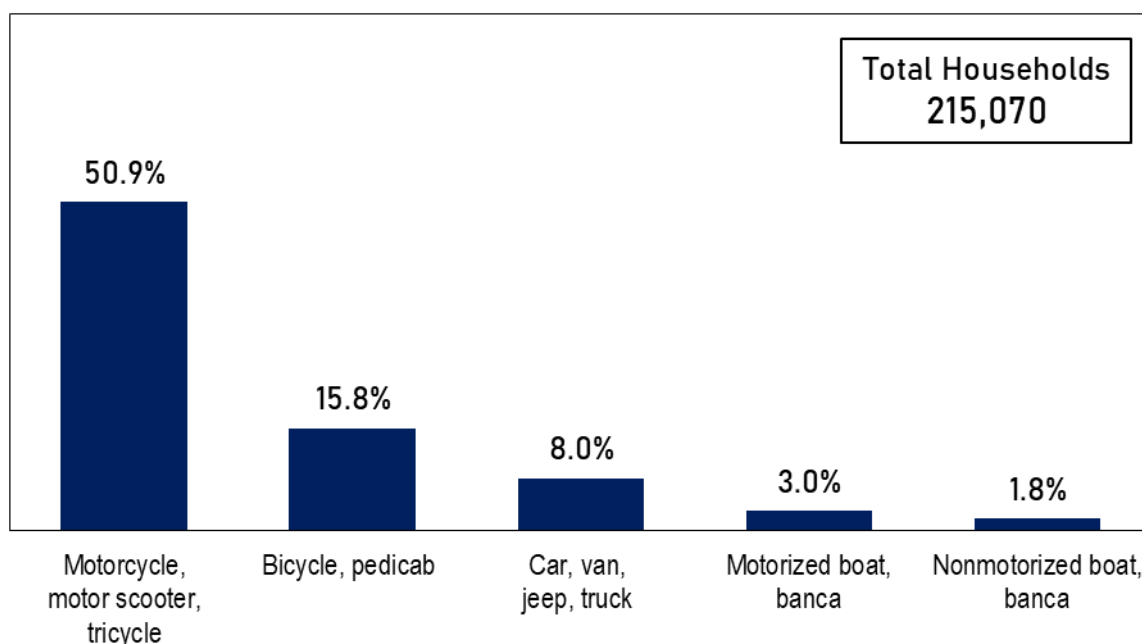
**Source:** Philippine Statistics Authority, 2020 Census of Population and Housing

Among its city and municipalities, City of Calapan had the greatest share of the total households in the province who own a motorcycle, motor scooter or tricycle at 16.4 percent. This was followed by Naujan and Pinamalayan with a corresponding share of 13.1 percent and 9.9 percent. Meanwhile, San Teodoro posted the lowest share at 1.3 percent. (Table C)

In terms of the proportion of households possessing this kind of vehicle among municipalities of Oriental Mindoro, Gloria ranked first with 58.8 percent of its households with motorcycle, motor scooter or tricycle. This was closely followed by Victoria (58.1%), Bongabong (57.7%), Bansud (57.3%), and Roxas (56.7%). Other city / municipalities that exceeded the provincial proportion of households who own at least one motorcycles, motor scooter or tricycles include Naujan (54.1%), Socorro (51.9%), and City of Calapan (51.0%). (Figure 4)

Aside from possessing a motorcycle, motor scooter or tricycle, other vehicles commonly owned by households in Oriental Mindoro include bicycle or pedicab at 15.8 percent, car, van, jeep and truck at 8.0 percent, motorized boat or banca at 3.0 percent, and nonmotorized boat or banca at 1.8 percent. (Table C and Figure 6)

**Figure 6. Proportion of Households Owning a Vehicle:  
Oriental Mindoro, 2020**



**Source:** Philippine Statistics Authority, *2020 Census of Population and Housing*

The statistics presented in this Special Release were based on the information provided by the respondent or any responsible household member who may provide accurate answers to the questions and give correct information about the household.

The following data item was collected by the enumerator from a sample of 20 percent of the total households in the enumeration area/s using CPH Form 3 (Sample Household Questionnaire) or CPH Form 7 (Self-Administered Questionnaire for Sample Household):

1. Presence of household conveniences/information and communication technology devices/vehicles (*"Does this household have the following household conveniences/information and communication technology devices/vehicles in working condition?"*)



Digitally signed  
by Rioflorido  
Leni Rocha  
Date:  
2024.06.21  
10:12:55 +0800

**LENI R. RIOFLORIDO**  
Regional Director 



MLLM / OHG / RRL