



SPECIAL RELEASE

Information and Communications Technology (ICT) Devices, Household Conveniences, and Vehicles Owned by Households in the Province of Romblon (2020 Census of Population and Housing)

Date of Release: 26 June 2024

Reference No. 2024-SR-69

Explanatory Notes

Data items on household conveniences, Information and Communications Technology (ICT) devices, and vehicles were collected by the enumerator from a sample of 20 percent of the total households in the enumeration area/s using CPH Form 3 (Sample Household Questionnaire) or CPH Form 7 (Self-Administered Questionnaire for Sample Household).

This Special Release was prepared in support to the National ICT Month this June 2024 pursuant to the Proclamation No. 1521, s. 2008. This year's theme "Bayang Digital ang Bagong Pilipinas" echoes the collective responsibility for change inherent in a Bagong Pilipinas. Through this concept, the Philippines is envisioned where digital connectivity unites us all, where government services are streamlined through technology, where cyber safety is prioritized, and where innovation and growth opportunities abound for every citizen.

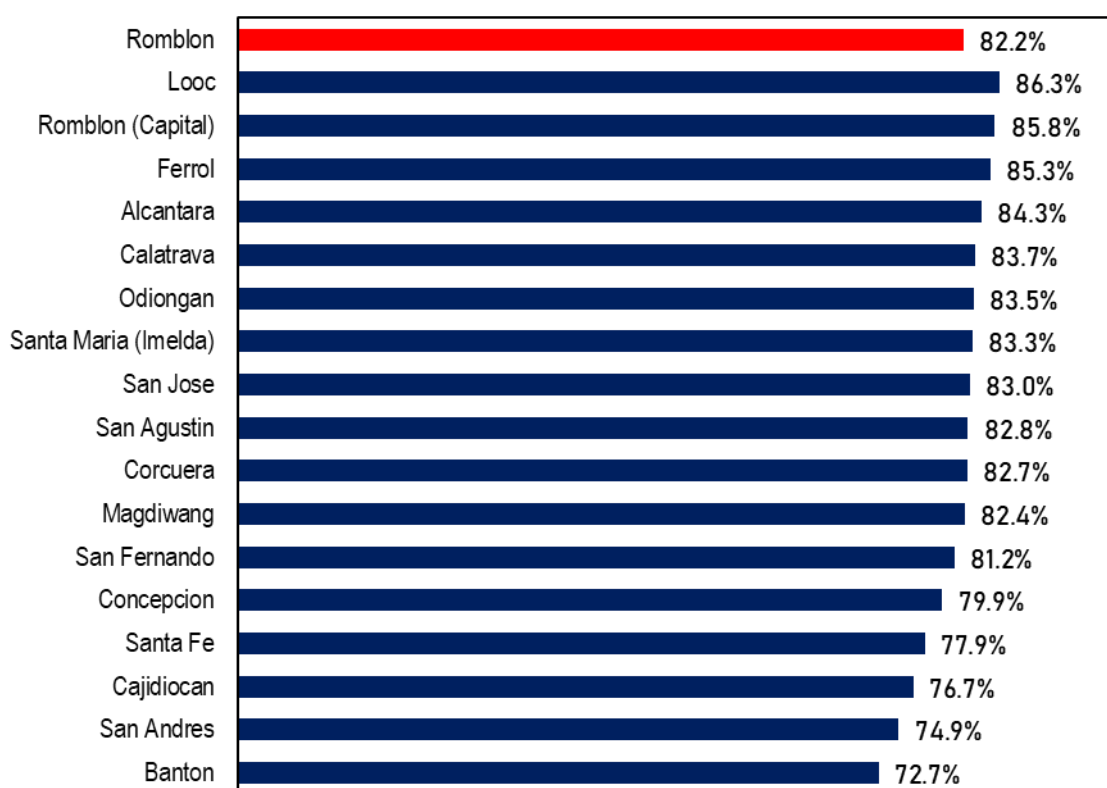
Mobile phone was the most owned ICT device by households

As of 12:01 a.m. of 01 May 2020, a total of 63,836 households in the province of Romblon reported that they own at least one mobile phone. This translated to 82.2 percent or more than four in every five of its households with such ICT device. (Table A and Figure 1)

Among its municipalities, Odiongan had the greatest number of households who own at least one mobile phone at 10,658 households or 16.7 percent share to the provincial total households who had a mobile phone. This was followed by Romblon (14.0%), San Agustin (7.7%), Looc (7.6%), and San Fernando (7.2%). Meanwhile, Concepcion had the least share of 1.3 percent to the provincial total number of households who possess at least one mobile phone. (Table A)



Figure 1. Proportion of Households Owning a Mobile Phone by Municipality: Romblon, 2020

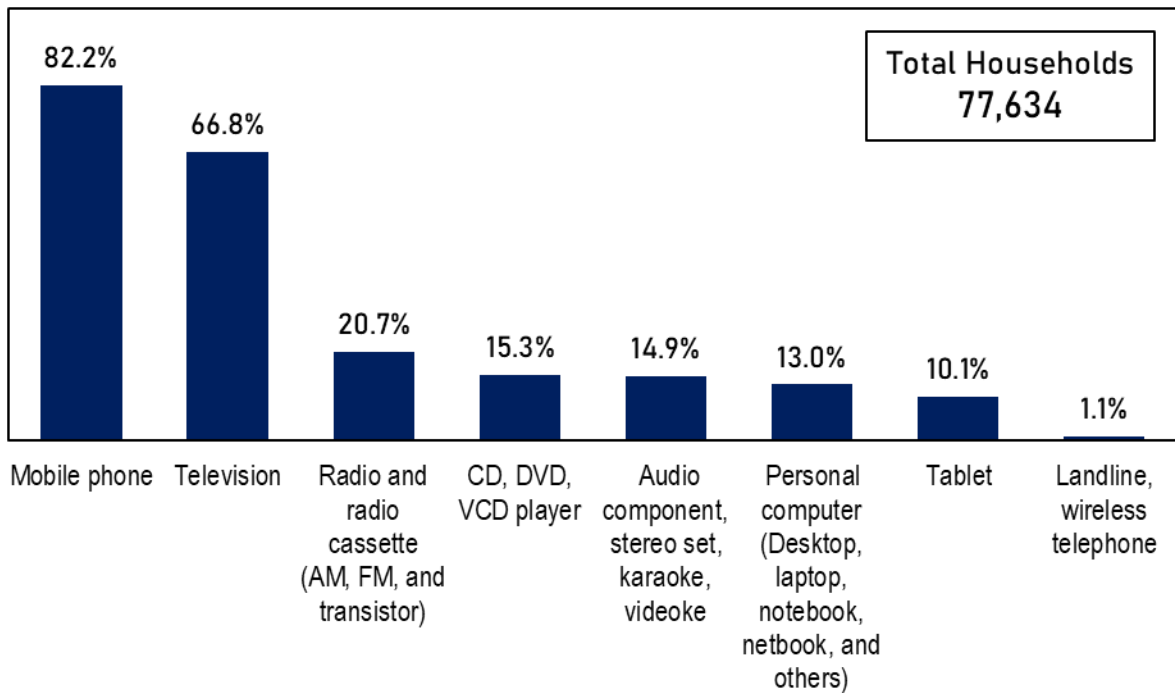


Source: Philippine Statistics Authority, *2020 Census of Population and Housing*

In terms of the proportion of households who own at least one mobile phone by municipality, Looc posted the highest proportion of 86.3 percent. This was closely followed by Romblon at 85.8 percent, and Ferrol at 85.3 percent. Eight other municipalities that exceeded the provincial proportion of households with a mobile phone at 82.2 percent include the following: Alcantara (84.3%), Calatrava (83.7%), Odiangan (83.5%), Santa Maria (83.3%), San Jose (83.0%), San Agustin (82.8%), Corcuera (82.7%), and Magdiwang (82.4%). Meanwhile, Banton posted the lowest proportion of its households who possess a mobile phone at 72.7 percent. (Figure 1)

Aside from mobile phones, other ICT devices commonly owned by households in Romblon include television (66.8%), radio and radio cassette (20.7%), CD, DVD and VCD players (15.3%), and audio component, stereo set, karaoke, and videoke (14.9%). Meanwhile, landline or wireless telephone was the least owned ICT device as reported by 1.1 percent of the total number of households in the province. (Table A and Figure 2)

**Figure 2. Proportion of Households Owning an ICT Device:
Romblon, 2020**



Source: Philippine Statistics Authority, *2020 Census of Population and Housing*

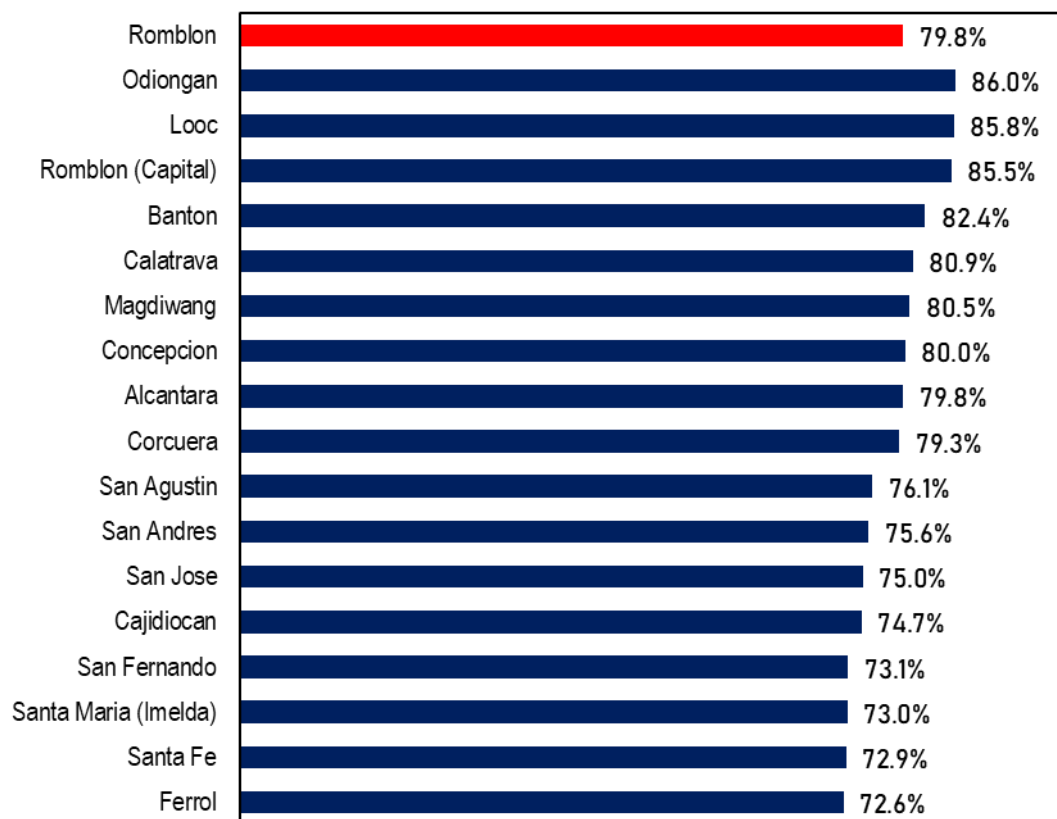
Electric fan and other cooling equipment was the most owned household convenience by households

The household convenience mostly owned by households in the province of Romblon was electric fan and other cooling equipment. This was reported by 61,935 households that translates to 79.8 percent of the total number of households in the province who possess such household convenience. (Table B and Figure 3)

Among its municipalities, Odiongan had the greatest share of the total households in the province who own an electric fan and other cooling equipment at 17.7 percent. This was followed by Romblon (14.4%), Looc (7.8%), San Agustin (7.3%), and Cajidiocan (7.1%). Meanwhile, Concepcion had the least share of 1.4 percent. (Table B)

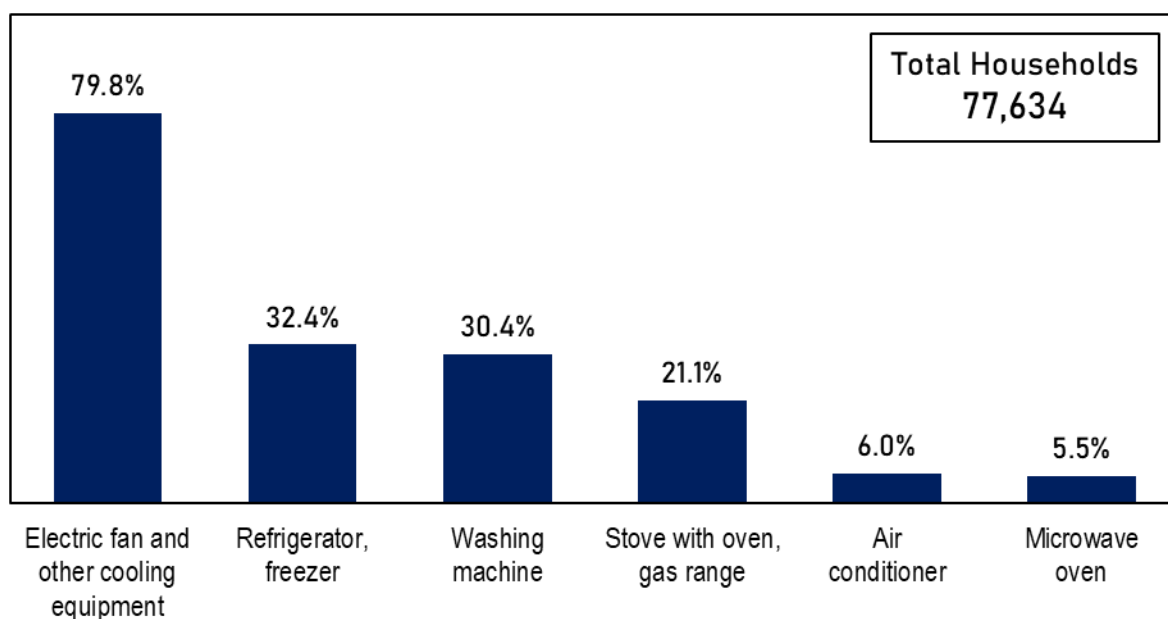
In terms of the proportion of households with at least one electric fan and other cooling equipment, Odiongan registered 86.0 percent of its households who own this kind of housing convenience. Looc (85.8%), Romblon (85.5%), Banton (82.4%), and Calatrava (80.9%) ranked second up to fifth spot among municipalities with highest prevalence of households owning an electric fan and other cooling equipment. Meanwhile, Ferrol had the lowest proportion of households possessing an electric fan and other cooling equipment at 72.6 percent. (Figure 3)

Figure 3. Proportion of Households Owning an Electric Fan and other Cooling Equipment by Municipality: Romblon, 2020



Source: Philippine Statistics Authority, 2020 Census of Population and Housing

Figure 4. Proportion of Households with a Household Convenience: Romblon, 2020



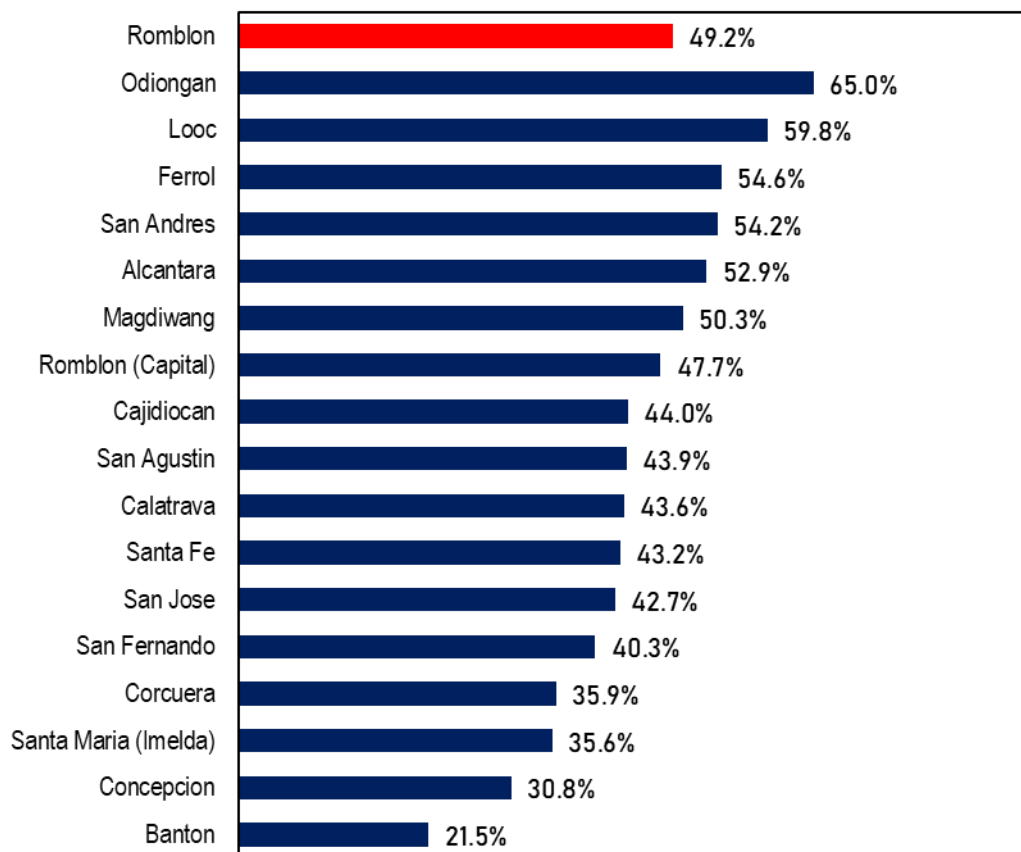
Source: Philippine Statistics Authority, 2020 Census of Population and Housing

Other household convenience commonly owned by households in the province include refrigerator or freezer (32.4%), washing machine (30.4%), and stove with oven or gas range (21.1%). (Table B and Figure 4)

Motorcycle, motor scooter or tricycle was the most owned vehicle

The most owned vehicle by households in the province of Romblon was motorcycle, motor scooter or tricycle. This was reported by 38,168 households or 49.2 percent of the total number of households in the province. (Table C and Figure 5)

Figure 5. Proportion of Households Owning a Motorcycle, Motor Scooter, or Tricycle by Municipality: Romblon, 2020



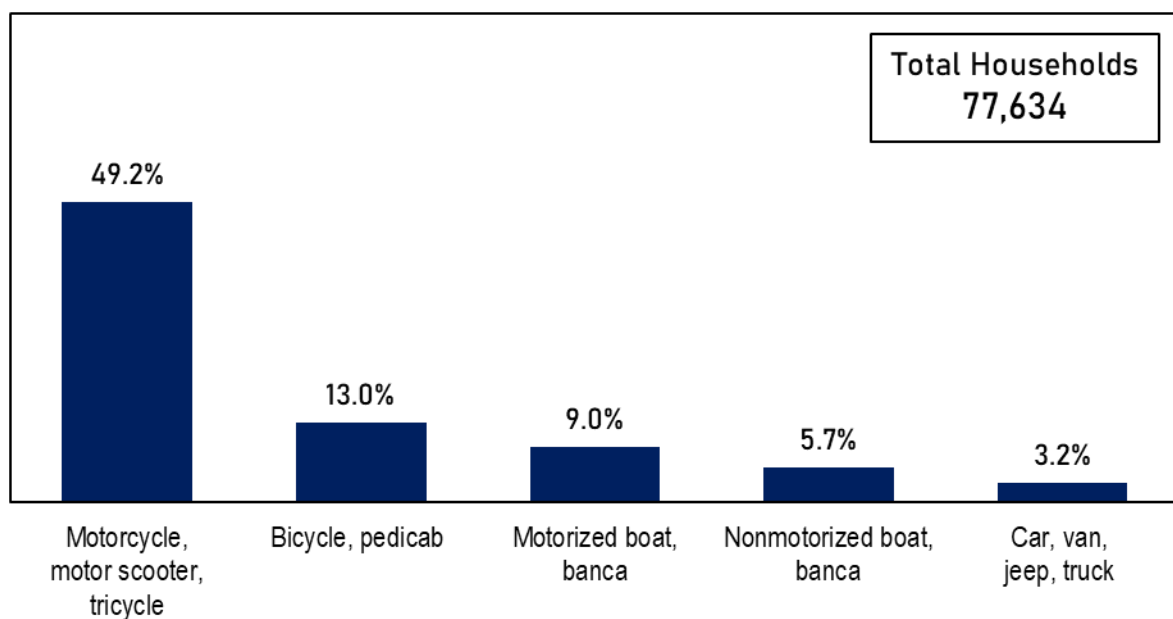
Source: Philippine Statistics Authority, *2020 Census of Population and Housing*

Among its municipalities, Odiongan had the greatest share of the total households in the province who own a motorcycle, motor scooter or tricycle at 21.8 percent. This was followed by Romblon and Looc with a corresponding share of 13.0 percent and 8.8 percent. Meanwhile, Banton posted the lowest share of 0.8 percent as reported by its 321 households. (Table C)

In terms of the proportion of households possessing this kind of vehicle, Odiongan ranked first with 65.0 percent of its households with motorcycle, motor scooter or tricycle. This was followed by Looc at 59.8 percent, and Ferrol at 54.6 percent. Other municipalities that exceeded the provincial proportion of households owning such vehicles include San Andres (54.2%), Alcantara (52.9%), and Magdiwang (50.3%). Meanwhile, Banton posted the lowest proportion of households with such vehicle at 21.5 percent. (Figure 4)

Other vehicles commonly owned by households include bicycle or pedicab (13.0%), motorized boat or banca (9.0%), and nonmotorized boat or banca (5.7%). Meanwhile, car, van, jeep or truck was the least owned vehicle as reported by only 3.2 percent of the total number of households in the province. (Table C and Figure 6)

**Figure 6. Proportion of Households Owning a Vehicle:
Romblon, 2020**



Source: Philippine Statistics Authority, *2020 Census of Population and Housing*

The statistics presented in this Special Release were based on the information provided by the respondent or any responsible household member who may provide accurate answers to the questions and give correct information about the household.

The following data item was collected by the enumerator from a sample of 20 percent of the total households in the enumeration area/s using CPH Form 3 (Sample Household Questionnaire) or CPH Form 7 (Self-Administered Questionnaire for Sample Household):

1. Presence of household conveniences/information and communication technology devices/vehicles (*“Does this household have the following household conveniences/information and communication technology devices/vehicles inworking condition?”*)



Digitally signed
by Rioflorido
Leni Rocha
Date:
2024.06.26
16:42:19
+0800

LENI R. RIOFLORIDO
Regional Director


MLLM / OHG / RRL