



# SPECIAL RELEASE

## Information and Communications Technology (ICT) Devices, Household Conveniences, and Vehicles Owned by Households in Occidental Mindoro (2020 Census of Population and Housing)

Date of Release: 26 June 2024

Reference No. 2024-SR-70

### *Explanatory Notes*

*Data items on household conveniences, Information and Communications Technology (ICT) devices, and vehicles were collected by the enumerator from a sample of 20 percent of the total households in the enumeration area/s using CPH Form 3 (Sample Household Questionnaire) or CPH Form 7 (Self-Administered Questionnaire for Sample Household).*

*This Special Release was prepared in support to the National ICT Month this June 2024 pursuant to the Proclamation No. 1521, s. 2008. This year's theme "Bayang Digital ang Bagong Pilipinas" echoes the collective responsibility for change inherent in a Bagong Pilipinas. Through this concept, the Philippines is envisioned where digital connectivity unites us all, where government services are streamlined through technology, where cyber safety is prioritized, and where innovation and growth opportunities abound for every citizen.*

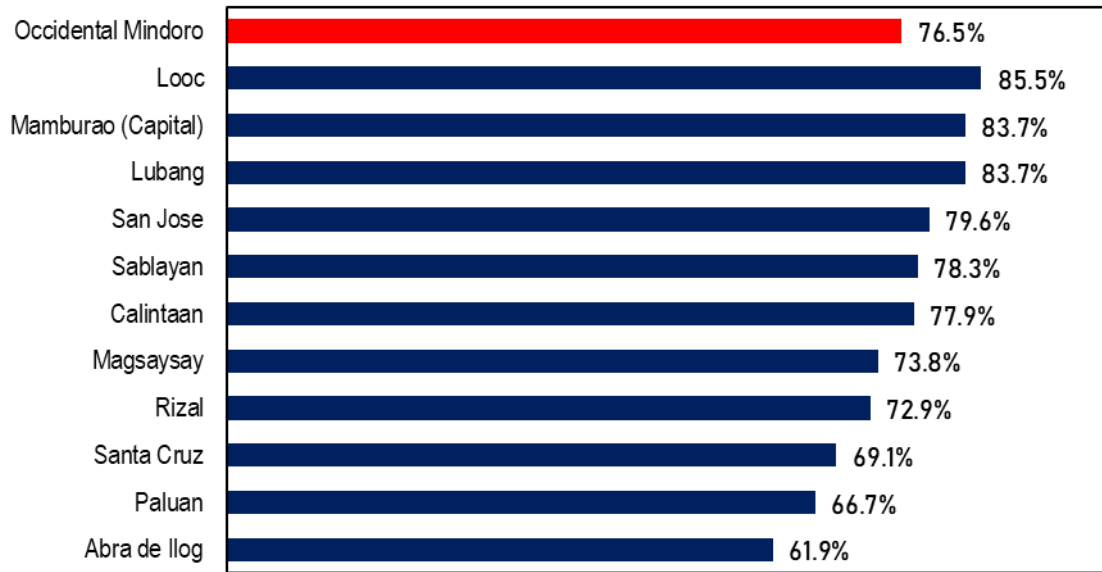
### **Mobile phone was the most owned ICT device by households**

As of 12:01 a.m. of 01 May 2020, a total of 96,892 households in Occidental Mindoro reported that they own at least one mobile phone. This translated to 76.5 percent or more than three in every four of its households with such ICT device. (Table A and Figure 1)

Among its municipalities, San Jose had the greatest number of households who own at least one mobile phone at 29,722 households or 30.7 percent share to the provincial total households who had a mobile phone. This was followed by Sablayan (17.5%), Mamburao (9.9%), Santa Cruz (7.6%), and Rizal (7.2%). Meanwhile, Looc had the least share of 1.9 percent to the provincial total number of households who possess at least one mobile phone. (Table A)



**Figure 1. Proportion of Households Owning a Mobile Phone by Municipality: Occidental Mindoro, 2020**

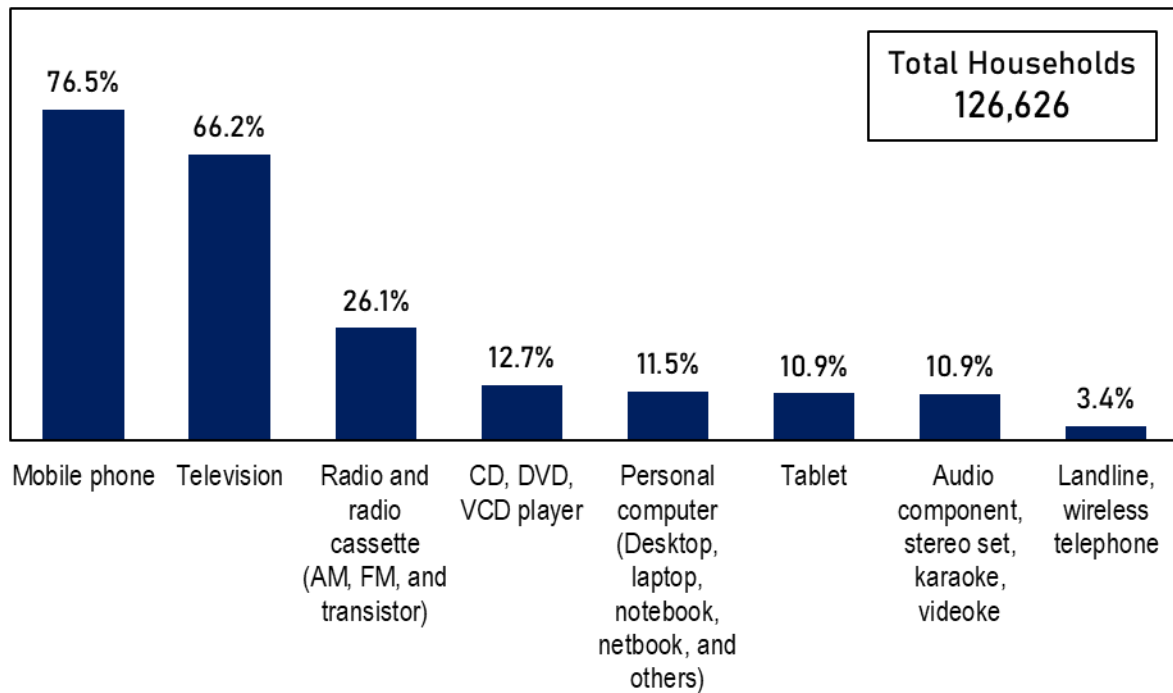


**Source:** Philippine Statistics Authority, *2020 Census of Population and Housing*

In terms of the proportion of households who own at least one mobile phone by municipality, Looc posted the highest proportion of 85.5 percent. Mamburao and Lubang closely followed with 83.7 percent each. Three other municipalities that exceeded the provincial proportion of households with a mobile phone at 76.5 percent include the following: San Jose (79.6%), Sablayan (78.3%), and Calintaan (77.9%). Meanwhile, Abra de Ilog posted the lowest proportion of its households who possess a mobile phone at 61.9 percent. (Figure 1)

Aside from mobile phones, other ICT devices commonly owned by households in Occidental Mindoro include television (66.2%), radio and radio cassette (26.1%), CD, DVD and VCD players (12.7%), and personal computer including desktop, laptop, notebook and netbook (11.5%). Meanwhile, landline or wireless telephone was the least owned ICT device as reported by 3.4 percent of the total number of households in the province. (Table A and Figure 2)

**Figure 2. Proportion of Households Owning an ICT Device:  
Occidental Mindoro, 2020**



**Source:** Philippine Statistics Authority, *2020 Census of Population and Housing*

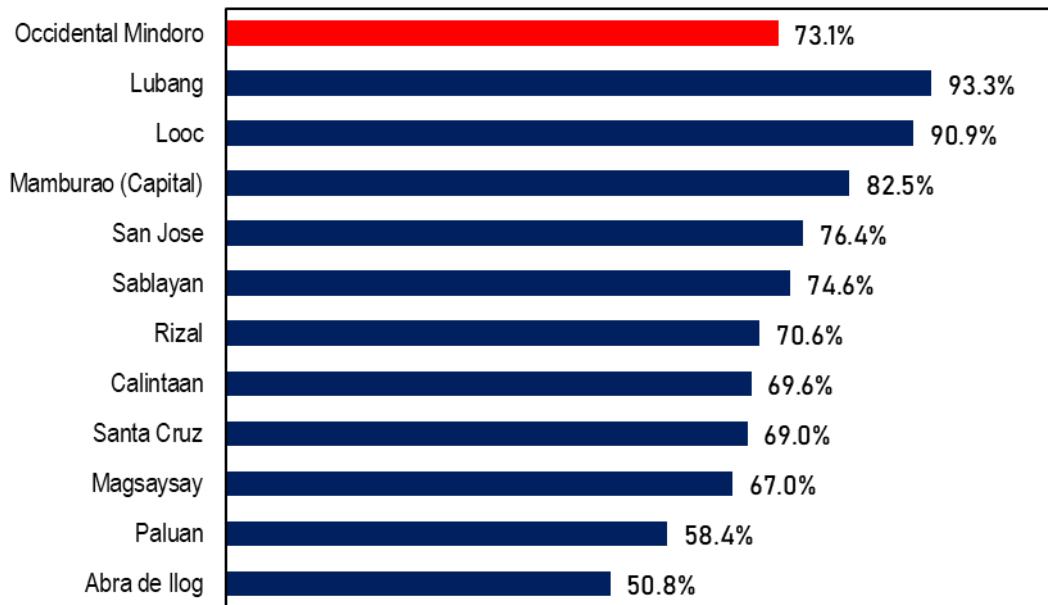
**Electric fan and other cooling equipment was the most owned household convenience by households**

The household convenience mostly owned by households in Occidental Mindoro was electric fan and other cooling equipment. This was reported by 92,552 households that translates to 73.1 percent of the total number of households in the province who own such household convenience. (Table B and Figure 3)

Among its municipalities, San Jose had the greatest share of the total households in the province who own an electric fan and other cooling equipment at 30.8 percent. This was followed by Sablayan (17.5%), Mamburao (10.2%), Santa Cruz (7.9%), and Rizal (7.3%). Meanwhile, Looc had the least share of 2.1 percent. (Table B)

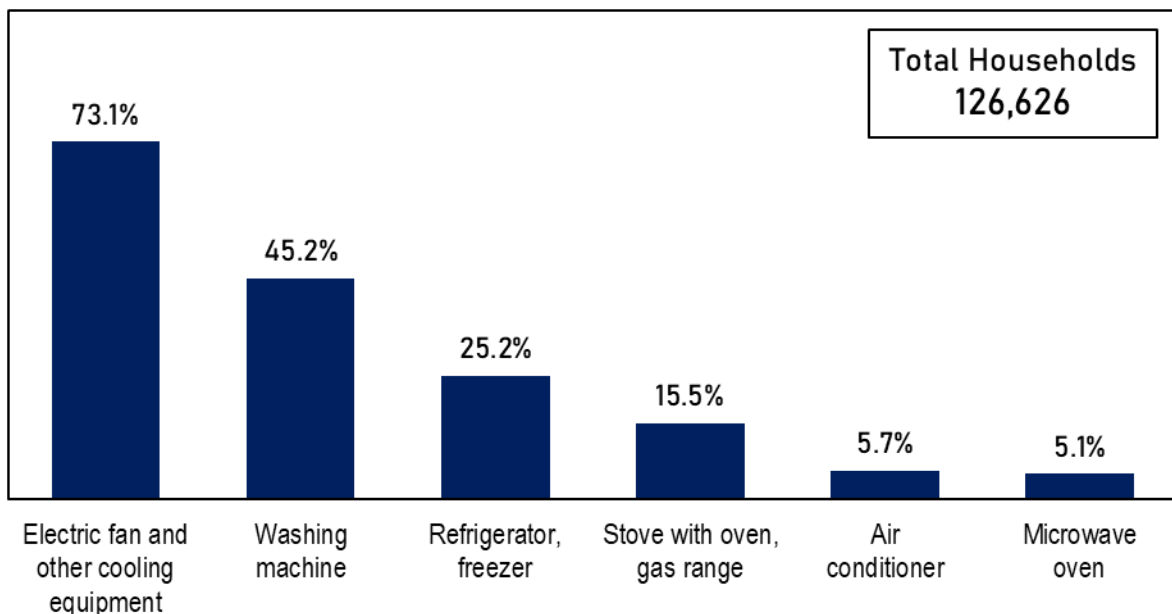
In terms of the proportion of households with at least one electric fan and other cooling equipment, Lubang registered 93.3 percent of its households who own this kind of housing convenience. This was closely followed by Looc at 90.9 percent. Other municipalities with proportion higher than the province include: Mamburao (82.5%), San Jose (76.4%), and Sablayan (74.6%). Meanwhile, Abra de Ilog had the lowest proportion of households possessing an electric fan and other cooling equipment at 50.8 percent. (Figure 3)

**Figure 3. Proportion of Households Owning an Electric Fan and other Cooling Equipment by Municipality: Occidental Mindoro, 2020**



Source: Philippine Statistics Authority, 2020 Census of Population and Housing

**Figure 4. Proportion of Households with a Household Convenience: Occidental Mindoro, 2020**



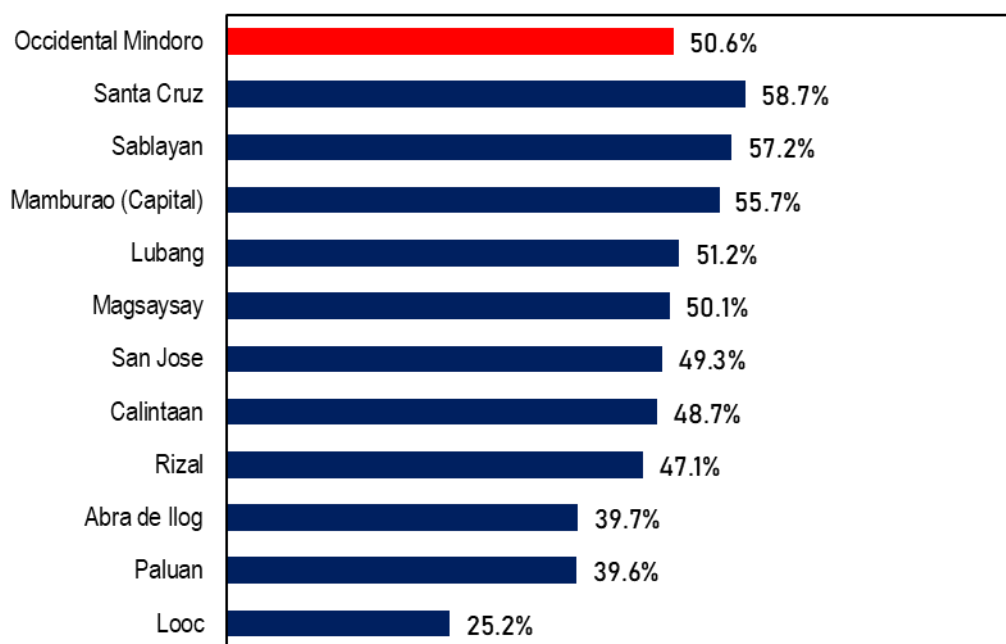
Source: Philippine Statistics Authority, 2020 Census of Population and Housing

Other household conveniences commonly owned by households in the province include washing machine (45.2%), refrigerator or freezer (25.2%), and stove with oven or gas range (15.5%). (Table B and Figure 4)

## Motorcycle, motor scooter or tricycle was the most owned vehicle

The most owned vehicle by households in Occidental Mindoro was motorcycle, motor scooter or tricycle. This was reported by 64,055 households or 50.6 percent of the total number of households in the province. (Table C and Figure 5)

**Figure 5. Proportion of Households Owning a Motorcycle, Motor Scooter, or Tricycle by Municipality: Occidental Mindoro, 2020**



**Source:** Philippine Statistics Authority, *2020 Census of Population and Housing*

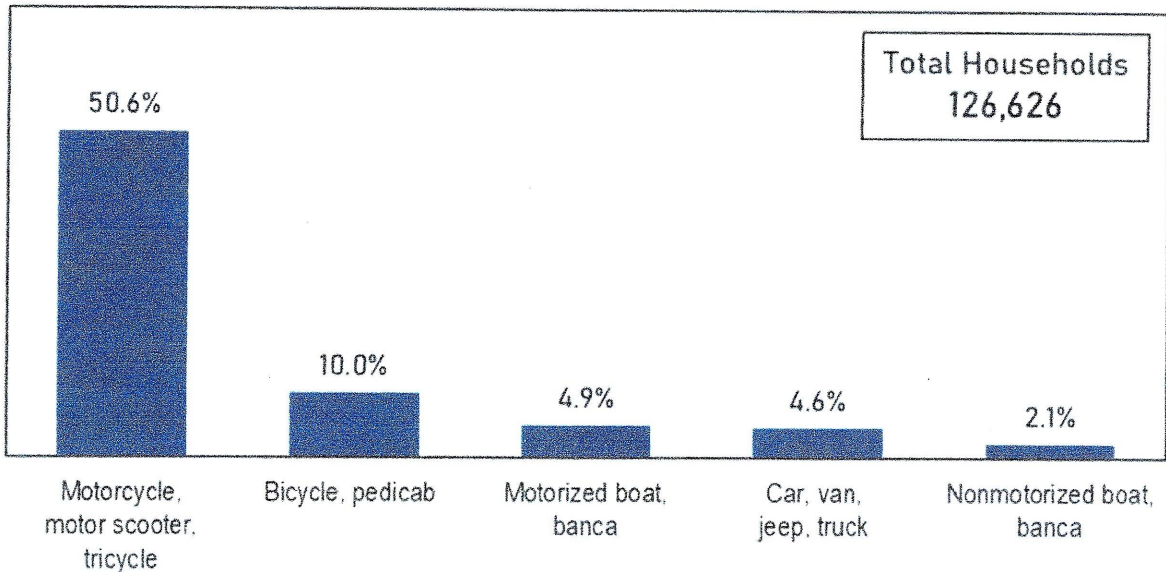
Among its municipalities, San Jose had the greatest share of the total households in the province who own a motorcycle, motor scooter or tricycle at 28.7 percent. This was followed by Sablayan and Mamburao with a corresponding share of 19.4 percent and 10.0 percent. Meanwhile, Looc posted the lowest share of 0.8 percent as reported by its 531 households. (Table C)

In terms of the proportion of households possessing this kind of vehicle, Santa Cruz ranked first with 58.7 percent of its households with motorcycle, motor scooter or tricycle. This was followed by Sablayan at 57.2 percent, Mamburao at 55.7 percent, and Lubang at 51.2 percent. All these four municipalities exceeded the provincial proportion of households owning such vehicles at 50.6 percent. Meanwhile, Looc posted the lowest proportion of households who own such vehicles at 25.2 percent. (Figure 4)

Other vehicles commonly owned by households include bicycle or pedicab (10.0%), motorized boat or banca (4.9%), and car, van, jeep or truck (4.6%). Meanwhile,

nonmotorized boat or banca was the least owned vehicle as reported by only 2.1 percent of the total number of households in the province. (Table C and Figure 6)

**Figure 6. Proportion of Households Owning a Vehicle:  
Occidental Mindoro, 2020**




**Source:** Philippine Statistics Authority, 2020 Census of Population and Housing

The statistics presented in this Special Release were based on the information provided by the respondent or any responsible household member who may provide accurate answers to the questions and give correct information about the household.

The following data item was collected by the enumerator from a sample of 20 percent of the total households in the enumeration area/s using CPH Form 3 (Sample Household Questionnaire) or CPH Form 7 (Self-Administered Questionnaire for Sample Household):

1. Presence of household conveniences/information and communication technology devices/vehicles ("Does this household have the following household conveniences/information and communication technology devices/vehicles inworking condition?")

  
Digitally signed  
by Rioflorido  
Leni Rocha  
Date:  
2024.06.26  
16:41:58  
+0800

**LENI R. RIOFLORIDO**  
Regional Director

  
MLLM / OHG / RRL