

SPECIAL RELEASE

Fertility Indicators in the MIMAROPA Region (2020 Census of Population and Housing)

Date of Release: 08 October 2024

Reference No. 2024-SR-83

A. Children Ever Born Alive

Ever-married women aged 45 to 49 years have an average of three children

The MIMAROPA Region had 539,345 ever-married women (EMW) aged 15 to 49 years according to the 2020 Census of Population and Housing (2020 CPH). These women have born 2.4 children on the average. The region's mean children ever born (CEB) is higher than the country's mean CEB of 2.2 children. As expected, EMW belonging to the age groups 40 to 44 years and 45 to 49 years had much higher mean CEB than younger women. On the average, women in the region would have had 3.4 to 3.6 children by the time they have reached the end of their reproductive or childbearing years. (Table 1)

Table 1. Ever-Married Women Aged 15-49 Years, and Mean Number of Children Ever Born by Age Group: MIMAROPA Region, 2020

Age Group of Women	Number of Ever-Married Women Age 15-49 Years	Mean Number of Children Ever Born
MIMAROPA Region	539,345	2.4
15 - 19	25,043	0.7
20 - 24	73,653	1.2
25 - 30	97,590	1.8
30 - 34	95,897	2.4
35 - 39	90,521	2.9
40 - 44	82,554	3.4
45 - 49	74,087	3.6

Source: Philippine Statistics Authority, *2020 Census of Population and Housing*



Women in Occidental Mindoro and Romblon post the highest average of children ever born

Across the region, four provinces had a mean CEB higher than the regional figure. The provinces of Occidental Mindoro and Romblon were the highest among these provinces each with an average of 2.6 children. These were followed by Marinduque and Palawan excluding the City of Puerto Princesa each with an average of 2.5 children. (Table 2 and Figure 1)

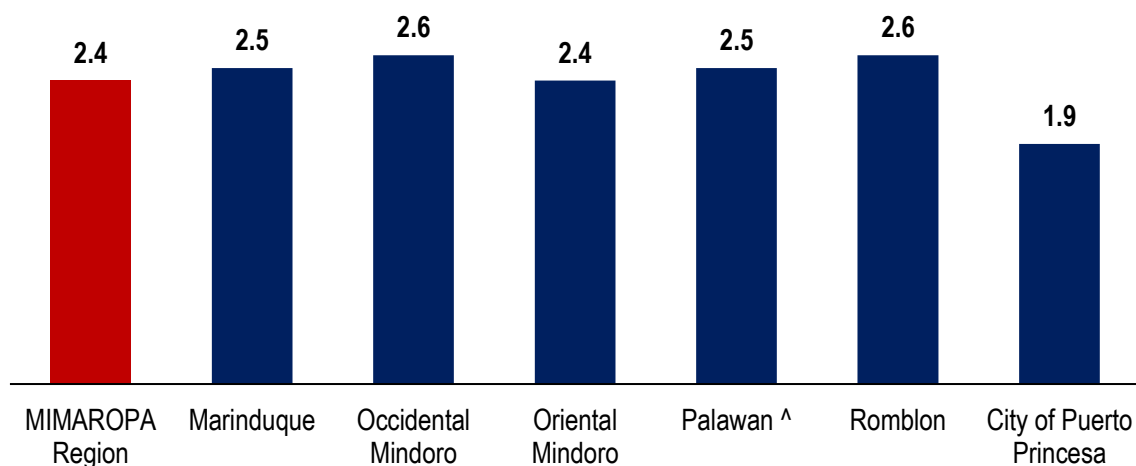
Table 2. Ever-Married Women Aged 15-49 Years, and Mean Number of Children Ever Born by Province and Highly Urbanized City: MIMAROPA Region, 2020

Age Group of Women	Number of Ever-Married Women Age 15-49 Years	Mean Number of Children Ever Born
MIMAROPA Region	539,345	2.4
Marinduque	35,124	2.5
Occidental Mindoro	87,193	2.6
Oriental Mindoro	151,947	2.4
Palawan ^{1/}	161,691	2.5
Romblon	44,647	2.6
City of Puerto Princesa	58,743	1.9

Note: ^{1/} Excluding the highly urbanized City of Puerto Princesa

Source: Philippine Statistics Authority, 2020 Census of Population and Housing

Figure 1. Mean Children Ever Born to Ever-Married Women Aged 15-49 Years by Province and Highly Urbanized City: MIMAROPA Region, 2020



Note: ^ Excluding the highly urbanized City of Puerto Princesa

Source: Philippine Statistics Authority, 2020 Census of Population and Housing

B. Children Still Living

Women aged 40 to 49 years have an average of three living children

The mean number of living children for all EMWs aged 15 to 49 years increases as women get older. On the average, EMWs in the MIMAROPA Region had 2.7 children still living, aggregating to about 1.29 million children. Among provinces in the region, EMWs aged 15 to 49 years in Marinduque, Occidental Mindoro, Palawan (excluding the City of Puerto Princesa) and Romblon posted an average of 2.8 children still living. These provincial averages are higher than the regional average. (Table 3 and Table 4)

Table 3. Ever-Married Women Aged 15-49 Years, and Mean Number of Children Ever Born by Age Group: MIMAROPA Region, 2020

Age Group of Women	Number of Ever-Married Women Age 15-49 Years with Children Still Living	Mean Number of Children Still Living
MIMAROPA Region	477,785	2.7
15 - 19	14,595	1.2
20 - 24	57,998	1.5
25 - 29	84,840	2.0
30 - 34	87,400	2.6
35 - 39	84,609	3.1
40 - 44	78,309	3.5
45 - 49	70,032	3.7

Source: Philippine Statistics Authority, *2020 Census of Population and Housing*

Table 4. Ever-Married Women Aged 15-49 Years, and Mean Number of Children Ever Born by Province and Highly Urbanized City: MIMAROPA Region, 2020

Province and Highly Urbanized City	Number of Ever-Married Women Age 15-49 Years with Children Still Living	Mean Number of Children Still Living
MIMAROPA Region	477,785	2.7
Marinduque	14,595	2.8
Occidental Mindoro	57,998	2.8
Oriental Mindoro	84,840	2.7
Palawan ^{1/}	87,400	2.8
Romblon	84,609	2.8
City of Puerto Princesa	78,309	2.4

Note: 1/ Excluding the highly urbanized City of Puerto Princesa

Source: Philippine Statistics Authority, *2020 Census of Population and Housing*

C. Children Ever Born Alive in the Past 12 Months

Ever-married women aged 25 to 29 years posts the highest number of children ever born in the past year

A total of 56,408 EMWs aged 15 to 49 years had at least one CEB within 01 May 2019 to 30 April 2020. This comprises 11.8 percent of 477,785 ever-married female MIMAROPAns 15 to 49 years old and have children still living. In addition, more than nine in every ten or 91.6 percent of these women in the region had exactly one child in the past 12 months, while those women with two or more children CEB constitutes the remaining 8.4 percent. (Table 5)

Table 5. Number of Children Ever Born Alive in the Past Year by Age Group of Ever-Married Women Aged 15-49 Years: MIMAROPA Region, 2020

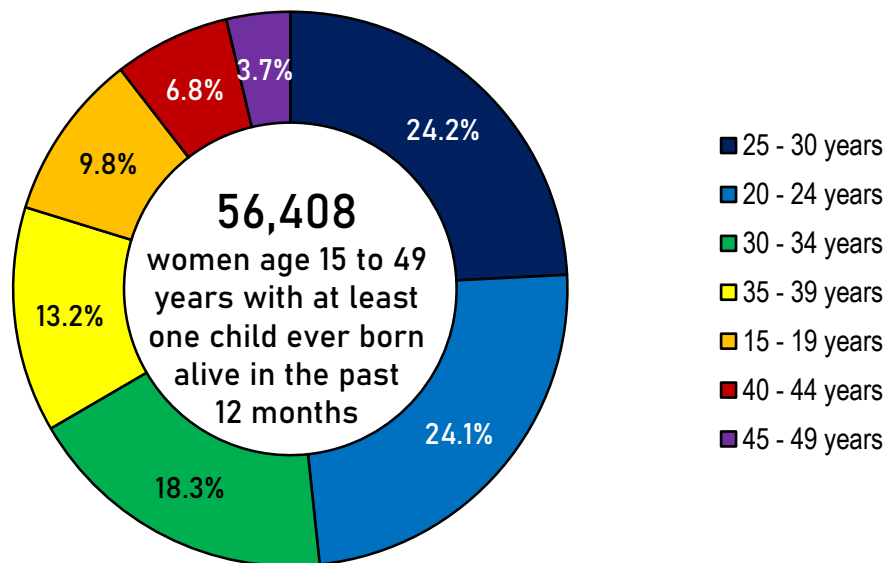
Age Group of Women	Number of Ever-Married Women Age 15-49 Years with Children Still Living	Number of Children Ever Born Alive In the Past Year		
		0	1	2 or more
MIMAROPA Region	477,785	421,377	51,680	4,728
15 - 19	14,595	9,092	5,457	46
20 - 24	57,998	44,395	13,279	325
25 - 29	84,840	71,196	12,802	842
30 - 34	87,400	77,079	9,329	992
35 - 39	84,609	77,187	6,479	943
40 - 44	78,309	74,489	3,080	740
45 - 49	70,032	67,939	1,254	839

Source: Philippine Statistics Authority, *2020 Census of Population and Housing*

Among age groups, EMWs' age within 25 to 29 years and 20 to 24 years had the highest representation to the total number of EMWs 15 to 49 years old in the region with at least one CEB alive within 01 May 2019 to 30 April 2020. In particular, 13,644 EMWs 25 to 29 years old had 24.2 percent contribution to the regional total number of EMWs with at least one CEB alive in the last 12 months. This was followed by 13,603 EMWs 20 to 24 years old with 24.1 percent share. (Table 5 and Figure 2)

On the other hand, only 2,093 EMWs 45 to 49 years had at least one CEB alive in the past 12 months. This age group had the smallest contribution to the regional total at 3.71 percent. (Table 5 and Figure 2)

Figure 2. Percent Share of Children Ever Born Alive in the Past Year by Age Group Ever-Married Women Aged 15-49 Years: MIMAROPA Region, 2020



Source: Philippine Statistics Authority, *2020 Census of Population and Housing*

Three in every ten ever-married female MIMAROPAns with at least one child ever born alive in the past year are in Palawan

Among provinces in the region, Palawan excluding the City of Puerto Princesa had the highest representation of EMWs 15 to 49 years old who had at least one within 01 May 2019 to 30 April 2020. This was reported by 17,415 EMWs in Palawan or 30.9 percent of the total EMWs in the region with at least one CEB alive in the past 12 months. This was followed by Oriental Mindoro with 14,661 EMWs 15 to 49 years with at least one CEB alive in the past 12 months, which the province had a share of 26.0 percent. (Table 6 and Figure 3)

On the other hand, Romblon had the lowest prevalence of EMWs 15 to 49 years old with at least one CEB alive within the past year at 8.6 percent. In the City of Puerto Princesa, 4,841 EMWs 15 to 49 years old had at least one CEB alive in the last 12 months with a corresponding share of 8.6 percent. (Table 6 and Figure 3)

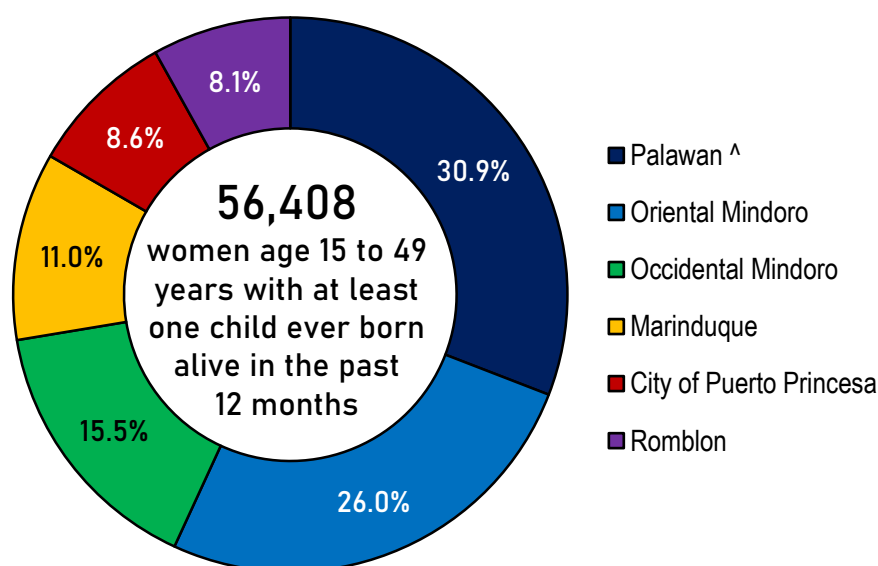
Table 6. Number of Children Ever Born Alive in the Past Year of Ever-Married Women Aged 15-49 Years by Province and Highly Urbanized City: MIMAROPA Region, 2020

Province and Highly Urbanized City	Number of Ever-Married Women Age 15-49 Years with Children Still Living	Number of Children Ever Born Alive In the Past Year		
		0	1	2 or more
MIMAROPA Region	477,785	421,377	51,680	4,728
Marinduque	31,490	25,309	4,083	2,098
Occidental Mindoro	78,784	70,034	8,266	484
Oriental Mindoro	136,770	122,109	13,864	797
Palawan ^{1/}	143,655	126,240	16,457	958
Romblon	40,373	35,814	4,433	126
City of Puerto Princesa	46,712	41,871	4,576	265

Note: 1/ Excluding the highly urbanized City of Puerto Princesa

Source: Philippine Statistics Authority, 2020 Census of Population and Housing

Figure 3. Percent Share of Children Ever Born Alive in the Past Year of Ever-Married Women Aged 15-49 Years by Province and Highly Urbanized City: MIMAROPA Region, 2020



Note: [^] Excluding the highly urbanized City of Puerto Princesa

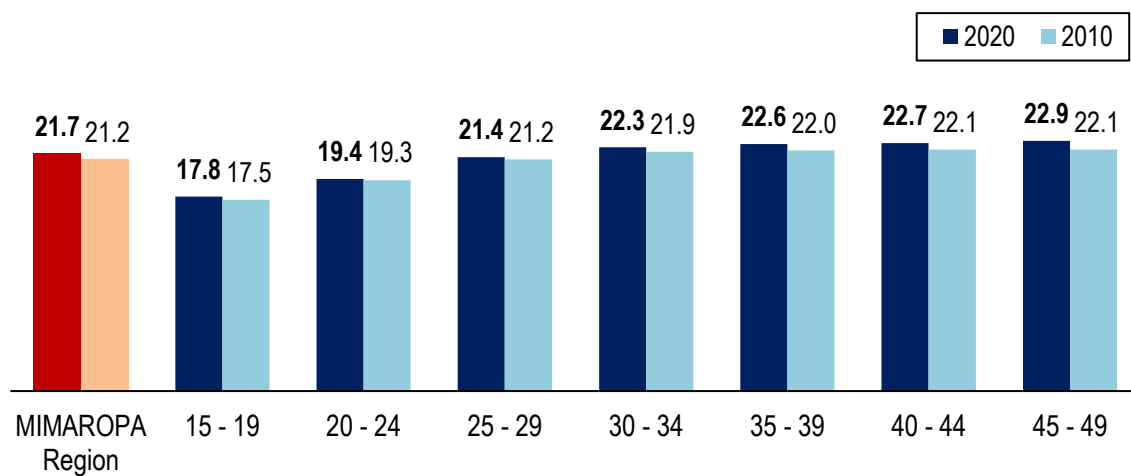
Source: Philippine Statistics Authority, 2020 Census of Population and Housing

D. Age at First Marriage

Median age at first marriage among ever-married women increased by 0.5 year

In 2020, the median age at first marriage among EMW aged 15 to 49 years was 21.7 years, an increase of 0.5 year compared with the 21.2 years posted in 2010. The age at first marriage refers to the age of the woman when she first got married or lived in a consensual union. (Figure 4)

Figure 4. Median Age at First Marriage of Ever-Married Women Aged 15-49 Years by Age Group: MIMAROPA Region, 2020 and 2010



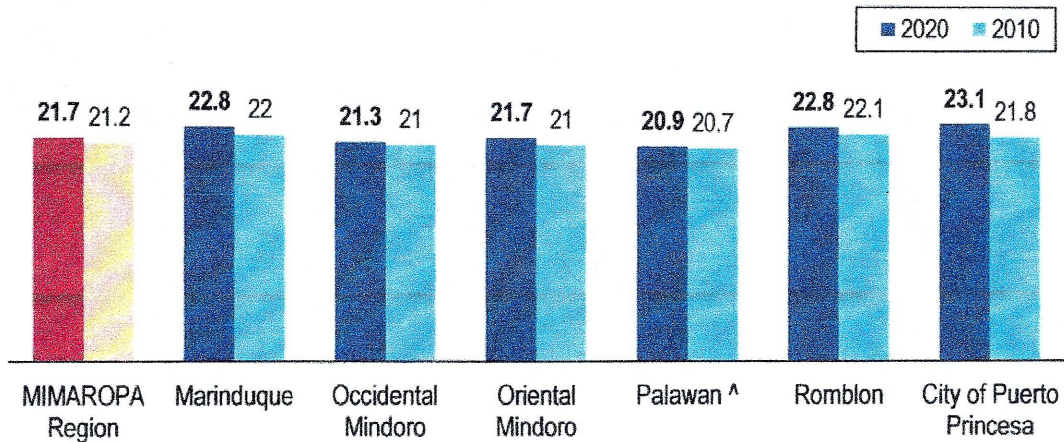
Source: Philippine Statistics Authority, *2020 Census of Population and Housing*

By age group, the median age at first marriage of women aged 15 to 19 years was 17.8 years. It increased to 19.4 years among women aged 20 to 24 years further to 22.9 years among women aged 45 to 49 years. The same trend holds but with slightly lower values of the median age at first marriage of women in 2010. (Figure 4)

City of Puerto Princesa posts the highest median age at first marriage with 23.1 years

Two provinces and one highly urbanized city in the region had a median age at first marriage higher than the regional figure of 21.7 years. These were City of Puerto Princesa with 23.1 years, and the provinces of Marinduque and Romblon with 22.8 years each. Meanwhile, Palawan excluding the City of Puerto Princesa had the lowest median age at first marriage at 20.9 years. (Figure 5)

Figure 5. Median Age at First Marriage of Ever-Married Women Aged 15-49 Years by Province and Highly Urbanized City: MIMAROPA Region, 2020 and 2010



Source: Philippine Statistics Authority, 2020 Census of Population and Housing

The statistics presented in this press release are based on the information provided by the respondent or any responsible household member who answered the questions and gave correct information about all the household members.

The data on fertility indicators were collected for all females aged 15 to 49 years from a sample 20 percent of the total number of households using CPH Form 3 (Sample Household Questionnaire) and CPH Form 7 (Self- Administered Questionnaire for Sample Household):

- Number of Children Born Alive (“How many children have been born alive to ___?”),
- Number of Children Still Living (“From among the children who have been born alive to ___, how many are still living?”),
- Number of Children Born Alive from May 1, 2019, to April 30, 2020 (“From among the children who have been born alive to ___, how many were born alive from May 1, 2019, to April 30, 2020?”); and
- Age at First Marriage (“What was ___’s age at first marriage?”)

Digitally signed
by Rioflorido
Leni Rocha
Date:
2024.10.08
10:01:50
+0800

LENI R. RIOFLORIDO
Regional Director

MLLM / OHG / RRL