

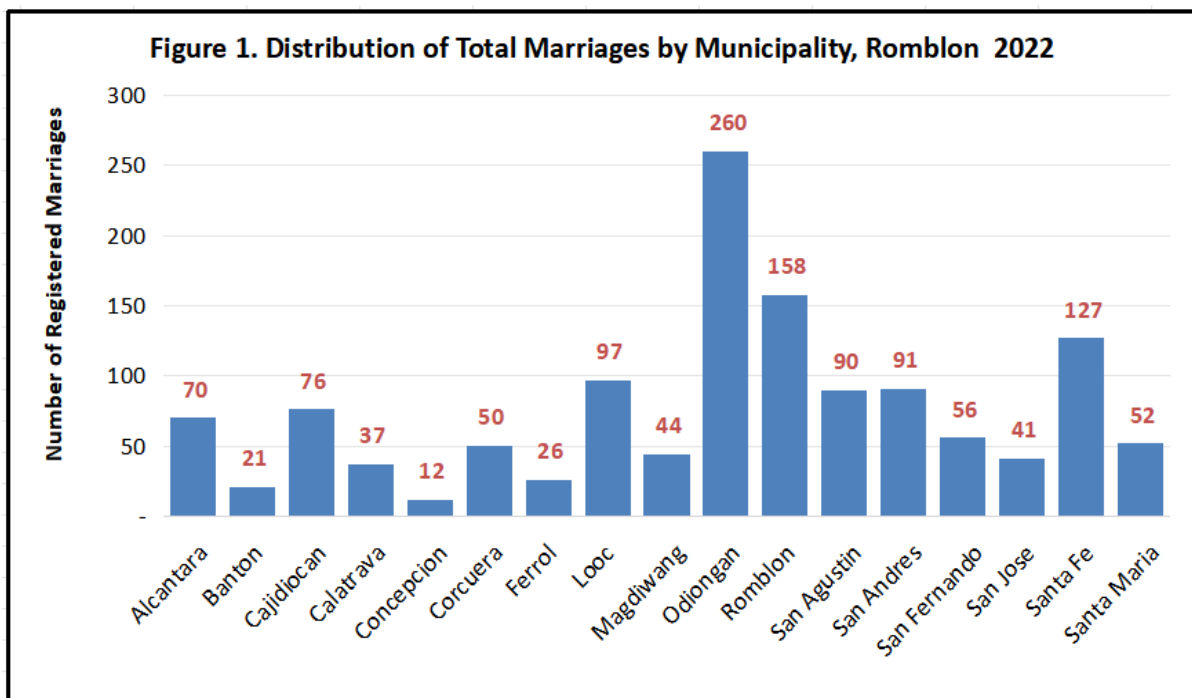
# SPECIAL RELEASE

## 2022 Marriage Statistics Report of Alcantara

**Date of Release:** 31 January 2025  
**Reference No. :** 2025 - 010

### About one in every nineteen marriages in the province occurred in Alcantara

The province of Romblon registered a total of 1,308 marriages conducted in the province for the year 2022. Of this total, 70 marriages happened in Alcantara, or 5.4 percent shared to the total marriages in the province (*Figure 1*).



Source: Philippine Statistics Authority

### Alcantara ranked 8<sup>th</sup> for most marriages

Figure 1 shows that the municipality of Alcantara ranked 8<sup>th</sup> for the greatest number of marriages in the province in 2022 with 70. It was topped by Odiongan (with 260 or 19.9 percent), Romblon (with 158 or 12.1 percent) and Santa Fe (with 127 or 9.7 percent).



Table 1. Registered Marriages by Place of Occurrence and Month, Romblon: 2022

Place of Occurrence	Month of Occurrence												
	Total	Jan	Feb	Mar	Apr	May	June	July	Aug	Sept	Oct	Nov	Dec
ROMBLON	1,308	63	200	104	147	121	120	168	50	37	45	35	218
Alcantara	70	1	6	2	13	5	3	3	1	1	1	3	31
Banton	21	-	2	3	1	3	5	1	-	-	1	-	5
Cajidiocan	76	5	15	4	15	4	5	2	3	2	2	3	16
Calatrava	37	4	-	1	3	7	11	7	-	-	1	1	2
Concepcion	12	1	5	2	1	1	1	1	-	-	-	-	-
Corcuera	50	2	21	4	6	5	1	-	2	1	1	-	7
Ferrol	26	1	7	1	5	3	-	2	-	2	2	-	3
Looc	97	3	4	5	10	10	21	3	2	3	5	1	30
Magdiwang	44	-	8	6	6	10	1	1	2	1	1	1	7
Odiongan	260	19	66	9	40	14	28	13	8	13	11	10	29
Romblon	158	12	12	7	13	17	18	14	6	8	7	7	37
San Agustin	90	2	29	4	6	8	9	7	1	4	4	2	14
San Andres San Fernando	91	2	3	45	7	10	1	5	1	1	1	5	10
San Jose	56	2	10	5	2	11	8	5	1	-	2	-	10
Santa Fe	41	5	10	2	7	3	1	3	2	1	-	1	6
Santa Maria	127	2	1	3	5	4	4	98	2	-	3	1	4
	52	2	1	1	7	6	3	3	19	-	3	-	7

Source: Philippine Statistics Authority, Vital Statistics Report 2022

### December is the most preferred month for marriage

Table 1 shows the distribution of registered marriages by place of occurrence (municipality) and month of occurrence in the province of Romblon during the year 2022. The highest number of marriages in Alcantara occurred in December with 31 or 44.3 percent of the total marriages in the municipality. It was followed by the month of April with 13 or 18.6 percent.

### Majority of couples married between ages 25-29 and 30-34 years old

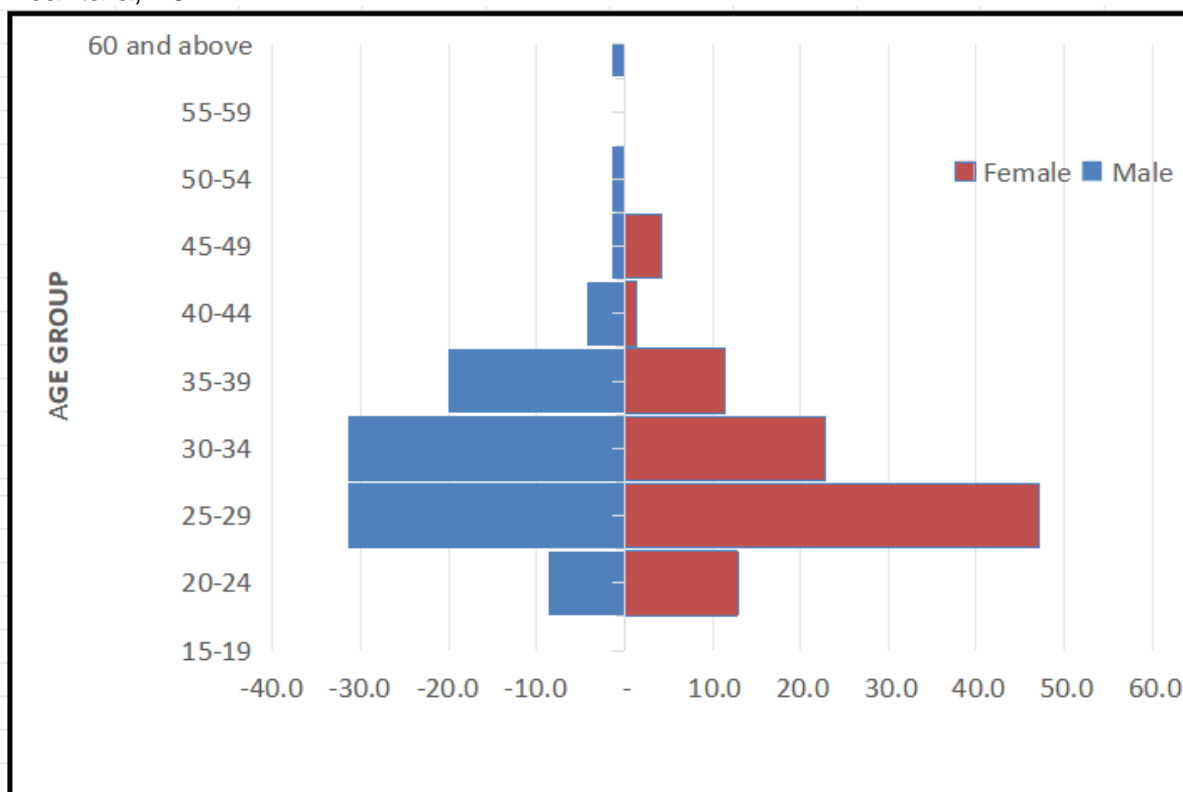
Of the total number of registered marriages in the municipality, about two in every five involved males and females that were aged 25 to 29 years old (55 or 39.3% share for both age group). Around one in every three men (22 or 31.4% share) and about half for women (33 or 47.1% share) married at these ages.


There was a total of two men (or 2.9% share) are at least 50 years of age during their marriage. No woman with an age of at least 50 years old was able to marry in the municipality during the period.



Also, there were no marriage recorded in the municipality in their adolescent period as all who got into marriage were at least 20 years of age during the reference period.

Figure 2. Percent Distribution of Registered Marriages by Age Group and Sex: Alcantara, 2022



  
**JOHNNY F. SOLIS**  
 (Chief Statistical Specialist)

**Exploratory Note:**

Data on marriages presented in this release were obtained from the timely and late registered marriages at the Office of the Municipal Civil Registrars in the province and submitted to the Office of the Civil Registrar General through the Philippine Statistics Authority (PSA)-Provincial Statistical Offices (PSOs). The information presented includes marriages that occurred from January to December 2022 based on data files received by the PSA - Civil Registration Service (CRS) from PSO Romblon.



2/F Navarette Bldg., Brgy. II, Romblon, Romblon 5500  
 Contact No.: 0939-876-0734  
 Website: [rssomimaropa.psa.gov.ph/Romblon](http://rssomimaropa.psa.gov.ph/Romblon)  
 Email: [romblon@psa.gov.ph](mailto:romblon@psa.gov.ph)

Table 2. Registered Marriages by Age Group of Brides, Romblon: 2022

Place of Occurrence	Age Group of Bride										
	Total	15-19	20-24	25-29	30-34	35-39	40-44	45-49	50-54	55-59	60 and Over
ROMBLON	1,308	25	245	452	329	142	52	30	11	13	9
Alcantara	70	-	9	33	16	8	1	3	-	-	-
Banton	21	-	1	6	5	2	3	2	-	2	-
Cajidiocan	76	2	19	23	20	6	2	1	-	2	1
Calatrava	37	-	6	12	14	3	1	1	-	-	-
Concepcion	12	-	3	3	5	-	1	-	-	-	-
Corcuera	50	1	11	22	14	-	1	-	-	-	1
Ferrol	26	-	7	7	8	2	-	1	-	-	1
Looc	97	2	17	29	22	20	2	2	2	-	1
Magdiwang	44	-	6	19	11	4	2	1	-	1	-
Odiangan	260	5	55	97	60	25	10	3	4	-	1
Romblon (Capital)	158	4	26	64	40	11	8	2	1	-	2
San Agustin	90	2	16	34	21	11	3	1	1	-	1
San Andres	91	3	19	26	20	13	5	3	1	-	1
San Fernando	56	-	12	12	17	9	3	1	-	2	-
San Jose	41	-	4	14	14	3	4	1	1	-	-
Santa Fe	127	4	18	34	31	22	6	6	-	6	-
Santa Maria (Imelda)	52	2	16	17	11	3	-	2	1	-	-

Source: Philippine Statistics Authority, Vital Statistics Report 2022

Table 3. Registered Marriages by Age Group of Grooms, Romblon: 2022

Place of Occurrence	Age Group of Groom										
	Total	15-19	20-24	25-29	30-34	35-39	40-44	45-49	50-54	55-59	60 and Over
ROMBLON	1,308	4	113	418	383	193	96	35	21	21	24
Alcantara	70	-	6	22	22	14	3	1	1	-	1
Banton	21	-	1	8	4	2	1	3	-	-	2
Cajidiocan	76	-	4	21	24	14	8	1	1	1	2
Calatrava	37	-	2	11	13	8	3	-	-	-	-
Concepcion	12	-	1	2	4	3	2	-	-	-	-
Corcuera	50	-	4	21	13	7	1	1	1	1	1
Ferrol	26	-	3	9	7	4	1	1	-	1	-
Looc	97	-	12	25	28	19	7	-	3	1	2
Magdiwang	44	-	3	18	11	6	5	1	-	-	-
Odiangan	260	1	25	106	61	33	20	6	2	3	3
Romblon (Capital)	158	2	15	51	60	12	5	4	2	4	3
San Agustin	90	-	6	25	28	17	6	2	3	1	2
San Andres	91	1	6	24	30	14	10	3	-	2	1
San Fernando	56	-	4	17	17	9	2	3	1	2	1
San Jose	41	-	2	13	14	3	3	-	2	2	2
Santa Fe	127	-	11	28	33	23	15	7	4	3	3
Santa Maria (Imelda)	52	-	8	17	14	5	4	2	1	-	1

Source: Philippine Statistics Authority, Vital Statistics Report 2022



2/F Navarette Bldg., Brgy. II, Romblon, Romblon 5500  
 Contact No.: 0939-876-0734  
 Website: [rssomimaropa.psa.gov.ph/Romblon](http://rssomimaropa.psa.gov.ph/Romblon)  
 Email: [romblon@psa.gov.ph](mailto:romblon@psa.gov.ph)

Certificate No. PHP  
 QMS 24 93 0203 - 068

## **DEFINITION OF TERMS**

*Civil Registration* – system by which a government record the vital events (birth, marriage and death) of its citizens and residents. The resulting repository or database is called civil register or registry.

*Vital Statistics* - derived from information obtained at the time when the occurrences of vital events and their characteristics are inscribed in a civil register.

*Vital Events* - are the births, deaths, fetal deaths, marriages and all such events that have something to do with an individual's entrance and departure from life together with the changes in civil status that may occur to a person during his lifetime. Recording of these events in civil register is known as vital or civil registration and the resulting documents are called vital records.

*Live Birth* - is the complete expulsion or extraction from its mother of a product of conception, irrespective of the duration of pregnancy, which after such separation, breaths or shows any other evidence of life, such as beating of the heart, pulsation of the umbilical cord, or definite movement of voluntary muscles, whether or not the umbilical cord has been cut or the placenta is attached; each product of such birth is called liveborn.

*Marriage* - is a special contract of permanent union between a man and a woman entered into in accordance with law for the establishment of conjugal and family life.

*Death* - refers to the disappearance of all evidence of life at any time after Live birth has taken place (postnatal cessation of vital function Without capability of resuscitation).



2/F Navarette Bldg., Brgy. II, Romblon, Romblon 5500  
Contact No.: 0939-876-0734  
Website: [rssomimaropa.psa.gov.ph/Romblon](http://rssomimaropa.psa.gov.ph/Romblon)  
Email: [romblon@psa.gov.ph](mailto:romblon@psa.gov.ph)