

SPECIAL RELEASE

2022 Death Statistics Report of Romblon Province

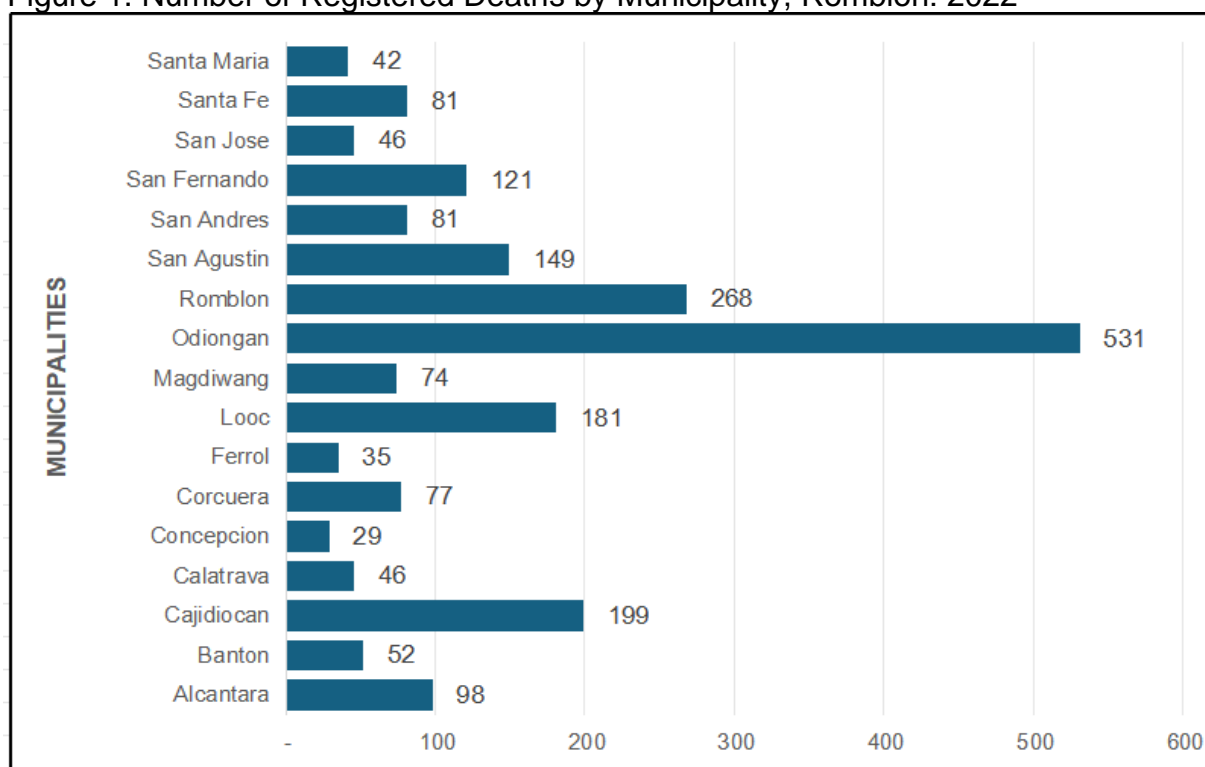
Date of Release: 31 January 2025
Reference No. : 2025 - 012

About 176 deaths registered in the province per month

In 2022, Romblon recorded a total of 2,110 deaths that occurred within the province. This shows a decrease of 465 deaths or 22.0 percent compared to the 2,575 deaths registered in the previous year.

This resulted to an estimate of about 6 deaths per day or about 176 registered deaths per month.

Figure 1. Number of Registered Deaths by Municipality, Romblon: 2022



Source: Philippine Statistics Authority



Figure 1 shows the number of registered deaths in the province by municipality. It showed that the greatest number of deaths occurred in Odiongan with 531 or 25.2 of the total deaths occurred in the province. It was followed by Romblon with 268 (12.7 percent) and Cajidiocan with 199 (9.4 percent)

Meanwhile, the municipality of Concepcion registered the least number of deaths with 29 or 1.4 percent.

January has the highest death registration

Table 1 shows the distribution of registered deaths by place (municipality) and month of occurrence in the province of Romblon during the year 2022. The highest number of deaths occurred in January with 224 or 10.6 percent of the total deaths registered during the year. It was followed by the month of October with 196 or 9.3 percent and March with 193 deaths or 9.1 percent of the total deaths.

Meanwhile, February (151 or 7.3 percent) had the lowest registered deaths in the province during the period.

Table 1. Registered Deaths by Place and Month of Occurrence, Romblon: 2022

Place of Occurrence	Month of Occurrence												
	Total	Jan	Feb	Mar	Apr	May	June	July	Aug	Sept	Oct	Nov	Dec
ROMBLON	2,110	224	151	193	153	177	164	172	174	165	196	161	180
Alcantara	98	11	10	6	5	8	6	10	14	10	5	6	7
Banton	52	7	5	8	4	4	1	2	4	5	6	3	3
Cajidiocan	199	18	15	14	17	17	12	24	24	13	14	14	17
Calatrava	46	6	2	6	8	2	3	4	-	7	3	2	3
Concepcion	29	2	1	2	1	1	2	7	2	2	5	3	1
Corcuera	77	8	8	9	4	5	11	4	7	6	6	3	6
Ferrol	35	6	2	5	3	-	2	2	4	4	2	4	1
Looc	181	16	13	12	11	16	18	13	13	16	18	14	21
Magdiwang	74	6	3	8	5	7	7	6	4	9	9	2	8
Odiongan	531	57	29	53	39	54	50	34	43	34	47	44	47
Romblon	268	25	20	30	21	24	11	23	21	20	21	28	24
San Agustin	149	17	11	10	11	11	9	15	9	13	18	11	14
San Andres	81	6	4	6	7	6	6	3	6	9	11	10	7
San Fernando	121	12	11	9	6	10	14	12	7	9	12	9	10
San Jose	46	6	4	6	3	2	3	2	2	1	7	3	7
Santa Fe	81	13	9	6	5	5	5	9	12	3	8	4	2
Santa Maria	42	8	4	3	3	5	4	2	2	4	4	1	2

Source: Philippine Statistics Authority, Vital Statistics Report 2022



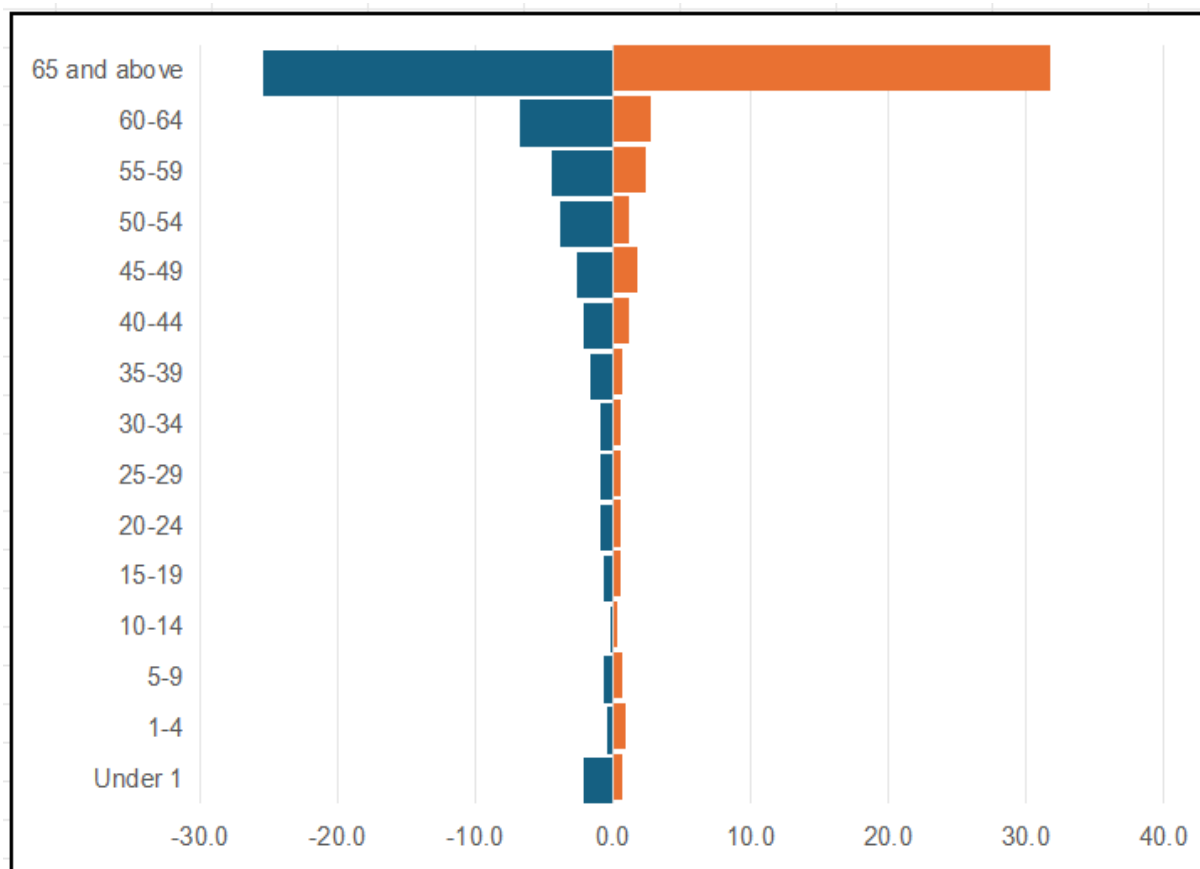
About three in every five deaths occurred to persons 65 years old and over

Of the total number of deaths in the province in 2022, there were 1,205 deaths or 57.1 percent belonged to persons aged 65 years old and over. It was followed by those aged 60-64 with 199 or 9.4 percent and 55-59 years old with 143 or 6.8 percent.

More than half of deaths are males

Out of the total registered deaths in the province in 2022, 1,143 or 54.2 percent are males while 967 or 45.8 percent are females.

Figure 2. Percent Distribution of Registered Deaths by Age Group and Sex: Romblon, 2022



Source: Philippine Statistics Authority, Vital Statistics Report 2022

About three in every one hundred deaths involved infants


Of all the deaths registered in the province during the period, 59 or 2.8 percent are categorized as infant deaths while 6 or 0.3 percent are maternal deaths.



Table 2. Number of Registered Deaths, Maternal Deaths and Infant Deaths, Romblon, 2022

Province/Municipality	Total Deaths	Maternal Deaths	Infant Deaths
ROMBLON	2,110	6	59
Alcantara	98	-	2
Banton	52	-	-
Cajidiocan	199	1	10
Calatrava	46	-	1
Concepcion	29	-	1
Corcuera	77	-	2
Ferrol	35	-	-
Looc	181	-	3
Magdiwang	74	-	1
Odiangan	531	2	15
Romblon (Capital)	268	1	16
San Agustin	149	-	3
San Andres	81	-	1
San Fernando	121	2	2
San Jose	46	-	1
Santa Fe	81	-	-
Santa Maria (Imelda)	42	-	1

Source: Philippine Statistics Authority, Vital Statistics Report 2022



JOHNNY F. SOLIS
(Chief Statistical Specialist)



2/F Navarette Bldg., Brgy. II, Romblon, Romblon 5500
 Contact No.: 0939-876-0734
 Website: rssomimaropa.psa.gov.ph/Romblon
 Email: romblon@psa.gov.ph

Certificate No. PHP
 QMS 24 93 0203 - 068