

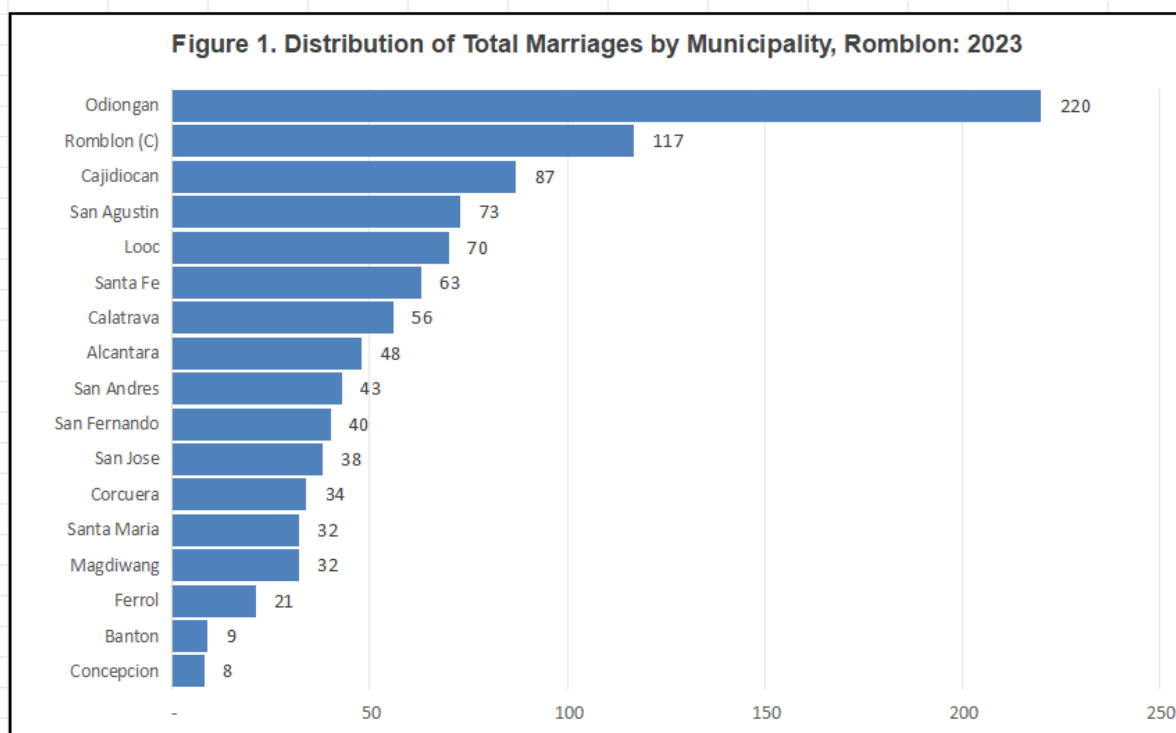
SPECIAL RELEASE

2023 Marriage Statistics Report of Romblon Province (Final Results)

Date of Release: 12 March 2025
Reference No. : 2025 - 021

Registered marriages highest in Odiongan

The province of Romblon registered a total of 991 marriages conducted in the province for the year 2023. This shows a decrease of 317 marriages or -24.2 percent compared to the 1,308 marriages registered in the previous year.



Source: Philippine Statistics Authority, Vital Statistics Report 2023

Figure 1 shows that the municipality of Odiongan registered the greatest number of marriages with 220 or 22.2 percent of the total registered marriages during 2023. It means that one in every five marriages in the province occurred in Odiongan. It was followed by Romblon (Capital) and Cajidiocan with 11.8 percent and 8.8 percent, respectively.

Meanwhile, the municipality of Concepcion registered the least number of marriages during the quarter with 8 or 0.8 percent.

Table 1. Registered Marriages by Place of Occurrence and Month , Romblon: 2023

Place of Occurrence	Month of Occurrence												
	Total	Jan	Feb	Mar	Apr	May	June	July	Aug	Sept	Oct	Nov	Dec
ROMBLON	991	78	118	70	84	119	61	60	67	32	38	54	210
Alcantara	48	8	4	3	4	8	-	-	5	2	1	1	12
Banton	9	2	-	-	1	2	-	2	-	-	1	-	1
Cajidiocan	87	6	6	6	7	13	4	5	14	1	6	3	16
Calatrava	56	2	-	5	-	6	4	1	2	-	1	-	35
Concepcion	8	-	-	-	2	3	1	-	-	-	-	1	1
Corcuera	34	5	7	5	4	1	1	3	1	2	1	-	4
Ferrol	21	2	-	2	2	4	-	-	1	1	2	3	4
Looc	70	6	1	2	15	5	3	7	3	1	1	22	4
Magdiwang	32	1	4	2	1	6	3	2	1	2	1	1	8
Odiongan	220	11	51	18	21	19	15	20	8	4	12	9	32
Romblon	117	10	8	11	6	19	9	6	9	7	1	3	28
San Agustin	73	7	20	3	6	9	4	2	2	4	1	1	14
San Andres	43	3	2	-	4	6	5	1	2	1	3	8	8
San Fernando	40	6	9	-	4	7	1	5	1	1	3	1	2
San Jose	38	3	2	6	-	3	6	4	3	4	2	-	5
Santa Fe	63	5	3	3	6	4	2	2	4	-	1	-	33
Santa Maria	32	1	1	4	1	4	3	-	11	2	1	1	3

Source: Philippine Statistics Authority, Vital Statistics Report 2023

December is the most preferred month for marriage

Table 1 shows the distribution of registered marriages by place of occurrence (municipality) and month of occurrence in the province of Romblon during the year 2023. The highest number of marriages occurred in December with 210 or 21.2 percent of the total marriages. It means that one in every five marriages happened in December. It was followed by the months of May and February with 12.0 percent and 11.9 percent, respectively.

Meanwhile, the month of September has the least number of marriages with only 32 or 3.2 percent. On average, about 83 marriages are solemnized every month in the province.

Majority of couples married between ages 25-29 years old

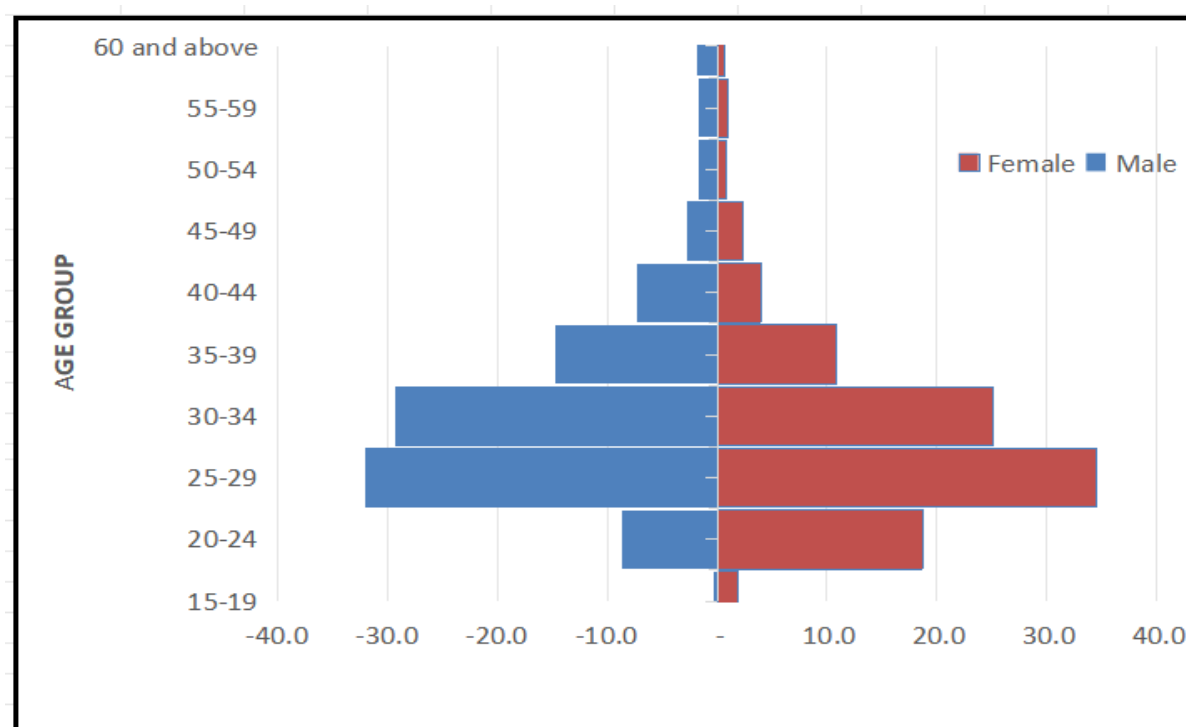
Of the total number of registered marriages in the province, around one in every three involved males and females were aged 25 to 29 (701 or 35.4 percent share). About one in every three men (320 or 32.3 percent share) married at these ages, and about two in every five in women (381 or 38.4 percent share) belong to this age group.



The number of men who are over 50 years of age during marriage (48 or 4.8 percent share) was higher than the number of married women of the same age group (27 or 2.7 percent share).

Marriages involving adolescent females were eight times as much as those involving teenage males. In 2023, a total of 24 (2.4 percent share) marriages involved adolescent females below 20 years old while those involving adolescent males has 3 (0.3 percent share).

Figure 2. Percent Distribution of Marriages by Age Group and Sex: Romblon, 2023



Source: Philippine Statistics Authority, Vital Statistics Report 2023

Most of the marriages are registered timely

Of the total 991 marriages registered in the province in 2023, 987 or 99.6 percent are timely. (Table 5)



JOHNNY F. SOLIS
 (Chief Statistical Specialist)



Table 2. Registered Marriages by Age Group of Brides, Romblon: 2022

Place of Occurrence	Age Group of Female										
	Total	15-19	20-24	25-29	30-34	35-39	40-44	45-49	50-54	55-59	60 and Over
ROMBLON	991	24	143	381	247	117	31	21	8	4	15
Alcantara	48	-	5	26	12	3	2	-	-	-	-
Banton	9	-	-	7	2	-	-	-	-	-	-
Cajidiocan	87	7	21	29	18	9	2	1	-	-	-
Calatrava	56	2	8	21	13	8	2	-	1	1	-
Concepcion	8	-	-	4	2	2	-	-	-	-	-
Corcuera	34	-	8	8	10	3	3	1	1	-	-
Ferrol	21	-	2	7	6	4	-	1	1	-	-
Looc	70	2	9	27	18	6	1	3	2	-	2
Magdiwang	32	-	7	9	9	5	1	1	-	-	-
Odiongan	220	6	36	80	52	26	9	6	1	-	4
Romblon (C)	117	3	10	43	36	16	4	1	1	-	3
San Agustin	73	-	7	32	20	10	2	-	-	-	2
San Andres	43	2	9	15	8	5	1	2	-	-	1
San Fernando	40	-	4	18	12	4	1	-	-	-	1
San Jose	38	-	5	17	8	5	1	1	-	1	-
Santa Fe	63	1	9	24	13	10	2	3	-	1	-
Santa Maria	32	1	3	14	8	1	-	1	1	1	2

Source: Philippine Statistics Authority, Vital Statistics Report 2023

Table 3. Registered Marriages by Age Group of Grooms, Romblon: 2023

Place of Occurrence	Age Group of Male										
	Total	15-19	20-24	25-29	30-34	35-39	40-44	45-49	50-54	55-59	60 and Over
ROMBLON	991	3	83	320	297	148	67	25	13	11	24
Alcantara	48	-	4	19	16	6	2	-	-	1	-
Banton	9	-	-	3	4	2	-	-	-	-	-
Cajidiocan	87	1	12	28	27	12	2	3	1	-	1
Calatrava	56	-	7	14	17	8	5	4	1	-	-
Concepcion	8	-	1	2	1	2	1	1	-	-	-
Corcuera	34	-	4	11	9	5	1	3	-	-	1
Ferrol	21	-	1	4	7	3	2	-	-	2	2
Looc	70	-	4	27	19	5	7	4	1	1	2
Magdiwang	32	-	-	11	11	6	1	2	1	-	-
Odiongan	220	1	22	64	71	33	15	3	5	1	5
Romblon (C)	117	1	9	37	33	18	10	1	1	3	4
San Agustin	73	-	3	25	22	12	4	3	1	2	1
San Andres	43	-	3	16	10	9	4	-	-	-	1
San Fernando	40	-	3	16	10	9	-	-	-	-	2
San Jose	38	-	4	15	9	6	2	-	1	1	-
Santa Fe	63	-	3	18	22	9	9	1	-	-	1
Santa Maria	32	-	3	10	9	3	2	-	1	-	4

Source: Philippine Statistics Authority, Vital Statistics Report 2023



Table 5. Number of Registered Marriages by Registration Status: MIMAROPA, 2023

Place of Occurrence	Total	Registration Status	
		Timely	Late
MIMAROPA REGION	13,313	12,886	427
MARINDUQUE	1,045	1,040	5
OCCIDENTAL MINDORO	2,582	2,529	53
ORIENTAL MINDORO	3,888	3,835	53
PALAWAN	3,489	3,249	240
ROMBLON	991	987	4
CITY OF PUERTO PRINCESA	1,318	1,246	72

Exploratory Note:

Data on marriages presented in this release were obtained from the timely and late registered marriages at the Office of the Municipal Civil Registrars in the province and submitted to the Office of the Civil Registrar General through the Philippine Statistics Authority (PSA)-Provincial Statistical Offices (PSOs). The information presented includes marriages that occurred from January to December 2022 based on data files received by the PSA - Civil Registration Service (CRS) from PSO Romblon.



DEFINITION OF TERMS

Civil Registration – system by which a government record the vital events (birth, marriage and death)of its citizens and residents. The resulting repository or database is called civil register or registry.

Vital Statistics - derived from information obtained at the time when the occurrences of vital events and their characteristics are inscribed in a civil register.

Vital Events - are the births, deaths, fetal deaths, marriages and all such events that have something to do with an individual's entrance and departure from life together with the changes in civil status that may occur to a person during his lifetime. Recording of these events in civil register is known as vital or civil registration and the resulting documents are called vital records.

Live Birth - is the complete expulsion or extraction from its mother of a product of conception, irrespective of the duration of pregnancy, which after such separation, breaths or shows any other evidence of life, such as beating of the heart, pulsation of the umbilical cord, or definite movement of voluntary muscles, whether or not the umbilical cord has been cut or the placenta is attached; each product of such birth is called liveborn.

Marriage - is a special contract of permanent union between a man and a woman entered into in accordance with law for the establishment of conjugal and family life.

Death - refers to the disappearance of all evidence of life at any time after Live birth has taken place (postnatal cessation of vital function Without capability of resuscitation).

