

SPECIAL RELEASE

Gainful Workers in the MIMAROPA Region (2020 Census of Population and Housing)

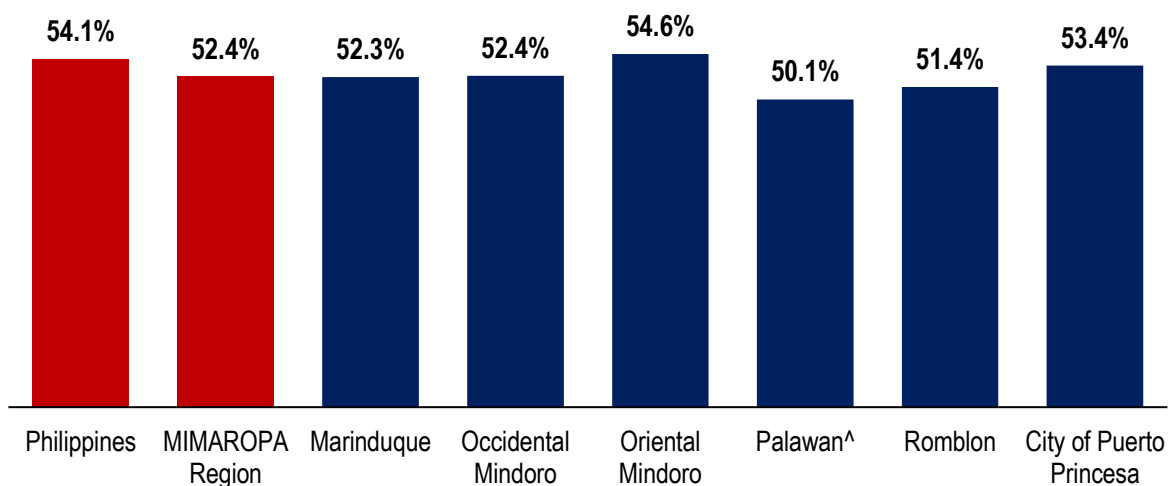
Date of Release: 24 February 2025

Reference No. 2025-SR-18

Fifty-two percent of the household population 15 years old and over are engaged in a gainful activity

In 2020, the MIMAROPA Region had 2,166,403 household population 15 years and over. Of this total, around 1,134,950 persons or 52.4 percent were engaged in a gainful activity during 12 months preceding the census. This was 1.7 percentage points lower than the national proportion of persons engaged in a gainful activity at 54.1 percent. (Figure 1 and Table A)

Figure 1. Proportion Household Population 15 Years Old and Over with a Gainful Activity by Province and Highly Urbanized City: MIMAROPA Region and Philippines, 2020



Note: [^] Excludes the highly urbanized City of Puerto Princesa

Source: Philippine Statistics Authority, *2020 Census of Population and Housing*



Among provinces and highly urbanized city in the region, Oriental Mindoro had the highest proportion of gainful persons during 12 months preceding the census at 54.6 percent. This province surpassed the regional proportion by 2.2 percentage points, and the national proportion by 0.5 percentage point. (Figure 1)

The City of Puerto Princesa ranked second and the province of Occidental Mindoro ranked third with corresponding proportion of gainful persons at 53.4 percent and 52.4 percent. Meanwhile, Palawan excluding the City of Puerto Princesa had the lowest proportion at 50.1 percent. (Figure 1)

Seven in ten persons who were engaged in a gainful activity are males

Among 1,134,950 persons with gainful activity in the region, males comprised 70.0 percent, while females accounted for the remaining 30.0 percent. Among provinces, Palawan excluding the City of Puerto Princesa showed the highest proportion of males with gainful activity at 76.8 percent and was followed by Occidental Mindoro at 71.5 percent. (Table 1 and Table A)

On the other hand, the City of Puerto Princesa had the highest proportion of females with gainful activity in the city at 34.9 percent. This was closely followed by Marinduque with females accounting to 34.4 percent of the province's 115,712 persons who have been engaging in a gainful activity. (Table 1 and Table A)

Table 1. Household Population 15 Years Old and Over with Gainful Activities by Sex and by Province / Highly Urbanized City, MIMAROPA Region: 2020

Province and Highly Urbanized City	Gainful Workers 15 Years Old and Over			Percent Share by Sex	
	Both Sexes	Male	Female	Male	Female
MIMAROPA Region ^{1/}	1,134,950	794,007	340,943	70.0	30.0
Marinduque	86,078	56,494	29,583	65.6	34.4
Occidental Mindoro	179,353	128,312	51,041	71.5	28.5
Oriental Mindoro	336,433	223,245	113,188	66.4	33.6
Palawan ^{2/}	307,718	236,211	71,506	76.8	23.2
Romblon	109,657	74,451	35,206	67.9	32.1
City of Puerto Princesa	115,712	75,293	40,418	65.1	34.9

Notes: 1/ Figures are based on 20-percent sample households. Details may not add up to total due to rounding off.

2/ Excluding the highly urbanized City of Puerto Princesa

Source: Philippine Statistics Authority, 2020 Census of Population and Housing

Three in every five gainful workers' age falls between 20 to 44 years old

The highest representation of gainful persons in terms of age group falls between 25 to 29 years with a total of 158.5 thousand persons or 14.0 percent of the total number gainful workers in the MIMAROPA Region. Other age groups with more than 10.0 percent share to the regional number of overseas workers include 30 to 34 years with 147.9 thousand persons (13.0%), 35 to 39 years with 138.5 thousand persons (12.2%), 40 to 44 years with 127.4 thousand persons (11.2%), and 20 to 24 years with 125.2 thousand persons (11.0%). In addition, senior citizen with gainful activities got 10.6 percent share (60 to 64 years: 5.0%, 65 years and over: 5.6%). Meanwhile, gainful persons whose age 15 to 19 years had the smallest representation with 2.6 percent of the regional total gainful persons. (Table 2 and Table A)

Table 2. Household Population 15 Years Old and Over with Gainful Activities by Sex and by Age Group, MIMAROPA Region: 2020

Age Group	Gainful Workers 15 Years Old and Over			Percent Share by Sex	
	Both Sexes	Male	Female	Male	Female
MIMAROPA Region ^{1/}	1,134,950	794,007	340,943	70.0	30.0
15 - 19	29,141	21,693	7,448	74.4	25.6
20 - 24	125,181	85,936	39,246	68.6	31.4
25 - 29	158,529	110,855	47,674	69.9	30.1
30 - 34	147,877	104,978	42,900	71.0	29.0
35 - 39	138,496	97,621	40,874	70.5	29.5
40 - 44	127,409	89,667	37,742	70.4	29.6
45 - 49	112,643	79,293	33,350	70.4	29.6
50 - 54	97,249	67,291	29,958	69.2	30.8
55 - 59	78,419	54,502	23,917	69.5	30.5
60 - 64	56,458	38,865	17,593	68.8	31.2
65 and over	63,549	43,306	20,243	68.1	31.9

Note: 1/ Figures are based on 20-percent sample households. Details may not add up to total due to rounding off.

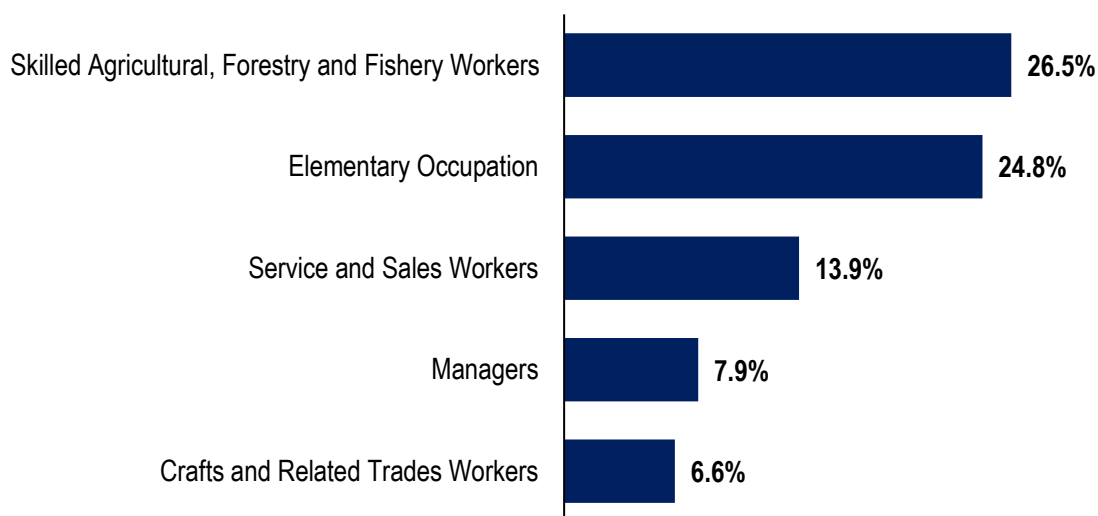
Source: Philippine Statistics Authority, *2020 Census of Population and Housing*

In terms of sex, males had the greatest share among gainful persons 15 to 19 years at 74.4 percent. Other age groups with proportion of males exceeding 70 percent include 30 to 34 years (71.0%), 35 to 39 years (70.5%), 40 to 44 years (70.4%), and 45 to 49 years (70.4%). Meanwhile, males had the smallest share among persons with gainful activities whose age is at least 65 years at 68.1 percent. (Table 2 and Table A)

More than one in four of gainful persons are skilled agricultural, forestry, and fishery workers

Among the major occupation groups, agricultural, forestry, and fishery workers was the largest. This comprises 301.1 thousand persons with a corresponding 26.5 percent share to the regional total number of persons with gainful activity in 2020. It was followed by elementary occupation with 281.6 thousand persons (24.8%), and service and sales workers with 158.2 thousand persons (13.9%). (Figure 2 and Table B)

Figure 2. Top Five Major Occupation Groups in the MIMAROPA Region: 2020



Source: Philippine Statistics Authority, *2020 Census of Population and Housing*

Meanwhile, armed forces occupations had the smallest share to the regional total number of gainful workers at 0.2 percent. Clerical support workers followed with a share of 3.7 percent. (Table B)

Males out proportioned females among the total gainful workers. However, by major occupation group, females outnumbered males among the professional gainful workers (female: 68.6%, and male: 31.4%), clerical support workers (female: 59.0%, and male: 41.0%), service and sales workers (female: 57.6%, and male: 42.4%), and managers (female: 53.5%, and male: 46.5%). (Table 3 and Table C)

On the other hand, the top three major occupation group where males dominated females include plant and machine operators, and assemblers (female: 2.8% and male: 97.2%), armed forces occupations (female: 8.9%, and male: 91.1%), and skilled agricultural, forestry and fishery workers (female: 90.1%, and male: 90.1%). (Table 3 and Table C)

Table 3. Household Population 15 Years Old and Over with Gainful Activities by Sex and by Age Group, MIMAROPA Region: 2020

Major Occupation Group	Gainful Workers 15 Years Old and Over			Percent Share by Sex	
	Both Sexes	Male	Female	Male	Female
MIMAROPA Region ^{1/}	1,134,950	794,007	340,943	70.0	30.0
Managers	90,182	41,922	48,260	46.5	53.5
Professionals	62,521	19,656	42,866	31.4	68.6
Technicians and Associate Professionals	45,793	24,187	21,606	52.8	47.2
Clerical Support Workers	42,290	17,338	24,952	41.0	59.0
Service and Sales Workers	158,204	67,069	91,135	42.4	57.6
Skilled Agricultural, Forestry and Fishery Workers	301,118	271,399	29,719	90.1	9.9
Crafts and Related Trades Workers	74,551	65,309	9,242	87.6	12.4
Plant and Machine Operators, and Assemblers	72,197	70,173	2,024	97.2	2.8
Elementary Occupation	281,605	212,752	68,853	75.5	24.5
Armed Forces Occupations	2,428	2,212	216	91.1	8.9
Not Reported	4,061	1,991	2,070	49.0	51.0

Note: 1/ Figures are based on 20-percent sample households. Details may not add up to total due to rounding off.

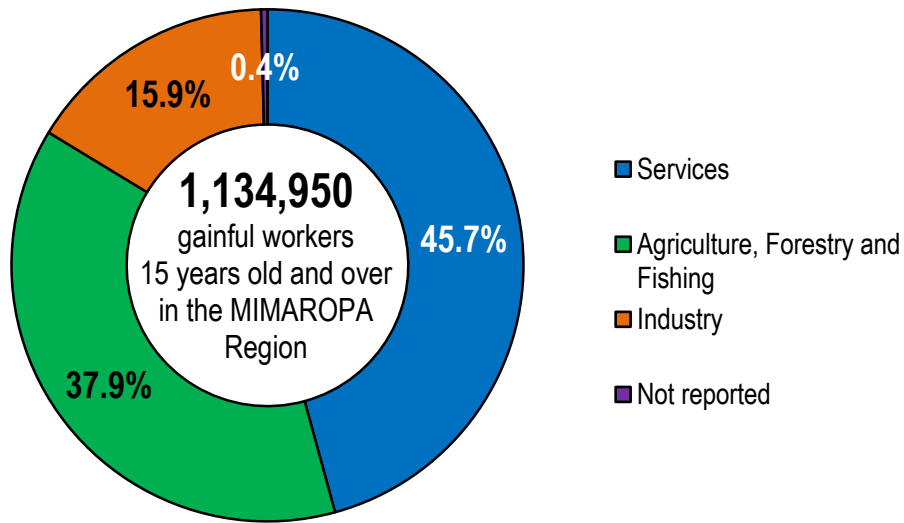
Source: Philippine Statistics Authority, 2020 Census of Population and Housing

More than nine out of 20 gainful persons are in the services sector

By major sector of business / industry, the largest share of gainful workers was reported in the services sector, with 45.7 percent. The agriculture, forestry, and fishing sector accounted for 38.0 percent and 16.0 percent of the gainful persons were from the industry sectors. (Figure 3 and Table D)

Among provinces and highly urbanized city, the services sector had the largest share in the City of Puerto Princesa (69.2%), Oriental Mindoro (50.6%), Marinduque (48.5%), and Romblon (46.2%). Meanwhile, gainful persons from Palawan excluding the City of Puerto Princesa and Occidental Mindoro were predominantly from the agriculture, forestry, and fishing sector with corresponding share of 53.1 percent and 46.1 percent. (Figure 4 and Table D)

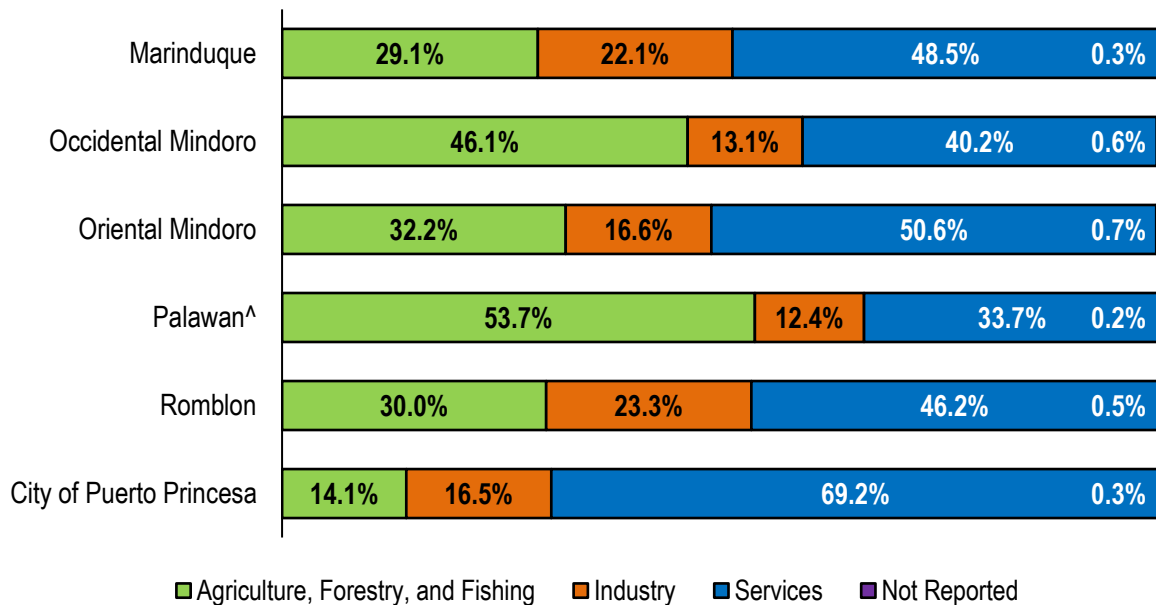
Figure 3. Percentage Distribution of Gainful Workers by Major Sector of Business / Industry in the MIMAROPA Region, 2020



Note: 1/ Figures are based on 20-percent sample households. Details may not add up to total due to rounding off.

Source: Philippine Statistics Authority, *2020 Census of Population and Housing*

Figure 4. Percentage Distribution of Gainful Workers by Major Sector of Business / Industry by Province and Highly Urbanized City, MIMAROPA Region: 2020



Notes: Figures are based on 20-percent sample households. Details may not add up to total due to rounding off.

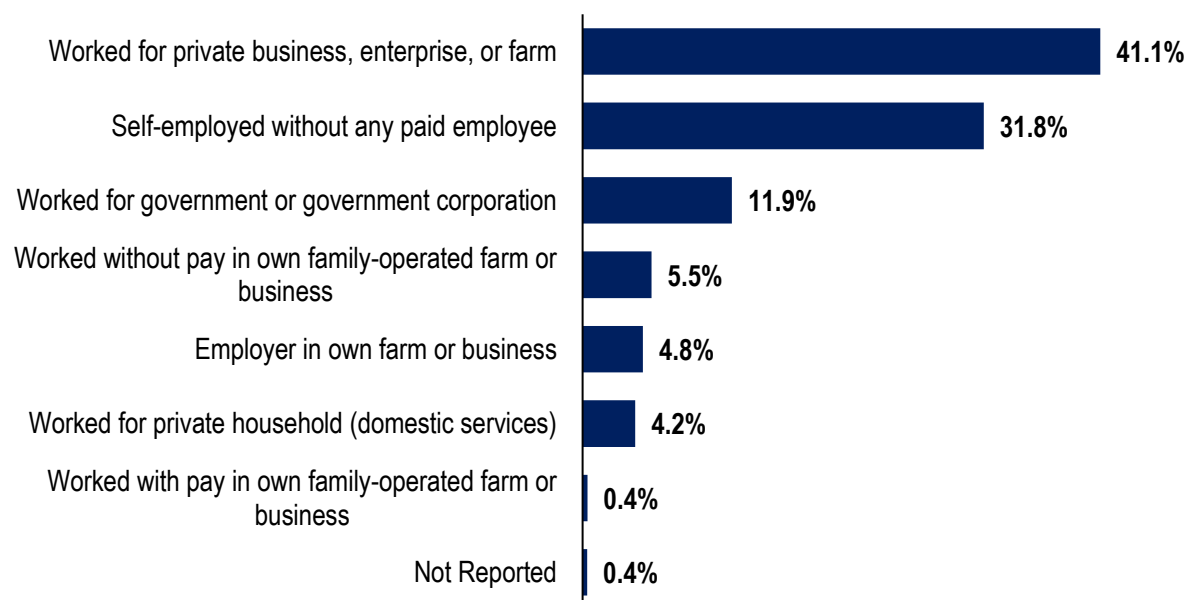
[^] Excluding the highly urbanized City of Puerto Princesa

Source: Philippine Statistics Authority, *2020 Census of Population and Housing*

Two in every five of the population involve in gainful activity works for private businesses, enterprises, or farms

Among the seven classes of workers in the region, those who worked for private businesses, enterprises, farms topped with 466.5 thousand gainful workers (41.1%). This was followed by those who were self-employed without any paid employee with 361.4 thousand (31.8%), and government corporation workers, with 134.6 thousand (11.9%). Meanwhile, working with pay in their own family-operated farm or business was recorded as the least common class of worker, with nearly 4.4 thousand persons (0.4%). (Figure 5 and Table E)

Figure 5. Percentage Distribution of Gainful Workers by Class of Worker, MIMAROPA Region: 2020



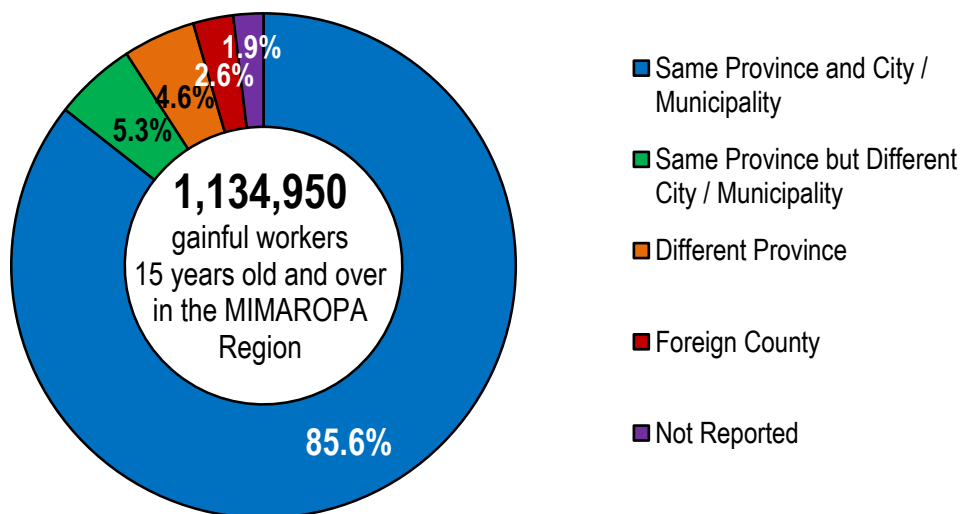
Notes: Figures are based on 20-percent sample households. Details may not add up to total due to rounding off.

Source: Philippine Statistics Authority, *2020 Census of Population and Housing*

More than 17 in every 20 gainful workers work in the same province and city/municipality of their residence

During the 12 months preceding the census, people with a gainful activity who worked in the same province and city/municipality of their residence accounted for 85.6 percent of the gainful workers 15 years old and over. Meanwhile, 5.3 percent worked within the same province of their residence but in a different city/municipality, 4.2 percent worked in a different province, and 2.6 percent worked in a foreign country. (Figure 6 and Table F)

Figure 6. Percentage Distribution of Gainful Workers by Place of Work, MIMAROPA Region: 2020



Notes: Figures are based on 20-percent sample households. Details may not add up to total due to rounding off.

Source: Philippine Statistics Authority, *2020 Census of Population and Housing*

Across provinces and highly urbanized city, the highest proportion of gainful persons who worked in the same province and city of residence was at the City of Puerto Princesa at 93.4 percent. Moreover, Oriental Mindoro had the highest proportion of gainful persons who worked within the province but different city or municipality of residence at 7.3 percent, and those who worked in a foreign country at 5.1 percent. Furthermore, Marinduque had the highest incidence of gainful persons who worked in a different province at 10.3 percent. (Table F)

Seven out of ten persons who were engaged in non-gainful activities are female

In 2020, a total of 1,031,453 MIMAROPAns were engaged in non-gainful activities or special occupation in the past 12 months. This translates to 47.6 percent of the region’s household population 15 years old and over. Reported non-gainful persons can be either housekeepers in own home, students, pensioners, retired, persons with disability, dependent, new workers seeking employment, or experienced workers seeking reemployment. (Table G)

Of the total number of non-gainful persons in the region, nearly 728.0 thousand were females (70.6%), while about 303.5 were males (29.4%). In terms of age groups, three out of ten non-gainful persons or 30.0 percent falls between 15 to 19 years with a total of 309.3 thousand. This was followed by 20 to 24 years with 168.1 thousand non-

gainful persons (16.3%), and 65 years and over with 111.0 thousand non-gainful persons (10.8%). (Table G)

Among provinces, Palawan excluding the City of Puerto Princesa showed the highest number of non-gainful persons at nearly 306.0 thousand or 29.7 percent share to the regional total number of non-gainful persons. This was followed by Oriental Mindoro with a total of 279.8 thousand (27.1%). Meanwhile, Marinduque had the lowest number of non-gainful persons at 78.4 thousand (7.6%). (Table G)

The statistics presented in this special release were based on the information provided by the respondent or any responsible member in the household who may provide accurate answers to the questions and give correct information about the household.


LENI R. RIOFLORIDO
Regional Director


MLLM / OHG / RRL