

SPECIAL RELEASE

Gainful Workers in the City of Puerto Princesa (2020 Census of Population and Housing)

Date of Release: 10 April 2025
Reference No. 2025-SR-37

More than half of the household population 15 years old and over are engaged in a gainful activity

In 2020, the City of Puerto Princesa had 216,515 household population 15 years and over. Of this total, around 115,712 persons or 53.4 percent were engaged in a gainful activity during the 12 months preceding the census. This was 1.0 percentage point higher than the regional proportion of persons engaged in a gainful activity at 52.4 percent. (Figure 1 and Table A)

Figure 1. Distribution of Household Population 15 Years Old and Over by Gainful Activity: City of Puerto Princesa, 2020



Source: Philippine Statistics Authority, *2020 Census of Population and Housing*

Two in every three gainful workers' age falls between 20 to 44 years old

The highest representation of gainful persons in terms of age group falls between 25 to 29 years with a total of 19.3 thousand persons or 16.7 percent of the total number of gainful workers in the city. Other age groups with more than 10.0 percent share include 30 to 34 years with 16.9 thousand persons (14.6%), 35 to 39 years with nearly 15.0 thousand persons (12.9%), 20 to 24 years with 14.0 thousand persons (12.1%), and 40 to 44 years with 13.1 thousand persons (11.3%). In addition, 8.7 thousand

senior citizens had gainful activities which corresponds to a 7.5 percent share (60 to 64 years: 4.0%, 65 years and over: 3.5%). Meanwhile, gainful persons whose age 15 to 19 years had the smallest representation at 2.0 thousand persons (1.8%). (Table 2 and Table A)

Table 1. Household Population 15 Years Old and Over with Gainful Activities by Sex and by Age Group: City of Puerto Princesa, 2020

Age Group	Gainful Workers 15 Years Old and Over			Percent Share by Sex	
	Both Sexes	Male	Female	Male	Female
City of Puerto Princesa	115,712	75,293	40,418	65.1	34.9
15 - 19	2,047	1,479	568	72.3	27.7
20 - 24	14,024	8,508	5,516	60.7	39.3
25 - 29	19,317	12,092	7,225	62.6	37.4
30 - 34	16,906	11,164	5,742	66.0	34.0
35 - 39	14,957	10,029	4,928	67.1	32.9
40 - 44	13,047	8,719	4,328	66.8	33.2
45 - 49	10,979	7,245	3,735	66.0	34.0
50 - 54	8,861	5,739	3,122	64.8	35.2
55 - 59	6,895	4,628	2,267	67.1	32.9
60 - 64	4,665	3,007	1,659	64.5	35.5
65 and over	4,013	2,684	1,329	66.9	33.1

Note: 1/ Figures are based on 20-percent sample households. Details may not add up to total due to rounding off.

Source: Philippine Statistics Authority, *2020 Census of Population and Housing*

Thirteen in every 20 persons who were engaged in a gainful activity are males

Among 115,712 persons with gainful activity in the City of Puerto Princesa, males comprised 65.1 percent, while females accounted for the remaining 34.9 percent. (Table 1 and Table A)

Among age groups, males had the greatest share among gainful persons 15 to 19 years at 72.3 percent. Other age groups with the proportion of males exceeding the city's proportion of male gainful persons of 65.1 percent include 35 to 39 years (67.1%), 65 years and over (66.9%), 40 to 44 years (66.8%), 30 to 34 years (66.0%), and 45 to 49 years (66.0%) 45 to 49 years (77.1%). Meanwhile, males had the smallest share among persons with gainful activities whose age is 20 to 24 years at 60.7 percent. (Table 1 and Table A)

One in five gainful persons are service and sales workers

Among the major occupation groups, service and sales workers was the largest. This comprises nearly 24.1 thousand persons with a corresponding 20.8 percent share of the city's total number of persons with gainful activity in 2020. (Table 2 and Table B)

Table 2. Household Population 15 Years Old and Over with Gainful Activities by Sex and by Age Group: City of Puerto Princesa, 2020

Major Occupation Group	Gainful Workers 15 Years Old and Over			Percent Share by Sex	
	Both Sexes	Male	Female	Male	Female
City of Puerto Princesa	115,712	75,293	40,418	65.1	34.9
Managers	10,861	4,726	6,135	43.5	56.5
Professionals	9,195	3,465	5,730	37.7	62.3
Technicians and Associate Professionals	8,716	4,680	4,036	53.7	46.3
Clerical Support Workers	8,957	3,602	5,355	40.2	59.8
Service and Sales Workers	24,067	11,288	12,779	46.9	53.1
Skilled Agricultural, Forestry, and Fishery Workers	14,672	13,702	970	93.4	6.6
Crafts and Related Trades Workers	8,448	7,671	777	90.8	9.2
Plant and Machine Operators and Assemblers	12,482	12,102	379	97.0	3.0
Elementary Occupation	16,869	12,926	3,943	76.6	23.4
Armed Forces Occupations	1,166	1,031	135	88.4	11.6
Not Reported	279	100	179	35.8	64.2

Note: 1/ Figures are based on 20-percent sample households. Details may not add up to total due to rounding off.

Source: Philippine Statistics Authority, *2020 Census of Population and Housing*

Elementary occupation ranked second with 16.9 thousand persons (14.6%), and skilled agricultural, forestry and fishery workers ranked third with 14.7 thousand persons (12.7%). Meanwhile, armed forces occupations had the smallest share at 1.0 percent. (Table 2 and Table B)

Males out proportioned females among the total gainful workers. However, by major occupation group, females outnumbered males among the professional gainful workers (female: 62.3%, and male: 37.7%), clerical support workers (female: 59.8%,

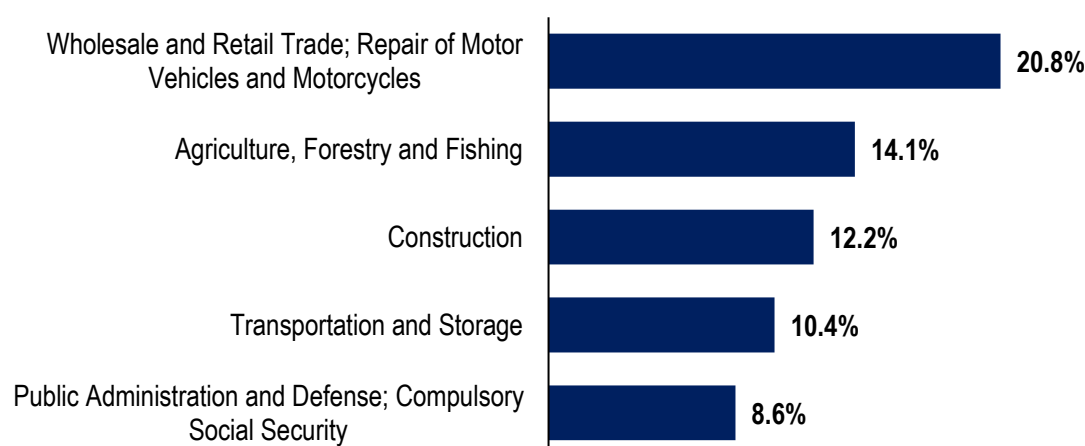
and male: 40.2%), managers (female: 56.5%, and male: 43.5%), and service and sales workers (female: 53.1%, and male: 46.9%). (Table 3 and Table B)

On the other hand, the top three major occupation groups where males dominated females include plant and machine operators, and assemblers (female: 3.0%, and male: 97.0%), skilled agricultural, forestry and fishery workers (female: 6.6%, and male: 93.4%), and crafts and related trade workers (female: 9.2%, and male: 90.8%). (Table 2 and Table B)

One in five gainful persons' line of business is in the wholesale and retail trade and in the repair of motor vehicles and motorcycles

Among the business sector, the wholesale and retail trade, and repair of motor vehicles and motorcycles had the largest number of gainful workers. This comprises 24.1 thousand persons with a corresponding 20.8 percent share to the city's total number of persons with gainful activity in 2020. It was followed by agriculture, forestry and fishing (AFF) with 16.3 thousand persons (14.1%), and construction with 14.1 thousand persons (12.2%). (Figure 2 and Table C)

Figure 2. Top Five Major Business / Industry Sectors in the City of Puerto Princesa: 2020



Source: Philippine Statistics Authority, *2020 Census of Population and Housing*

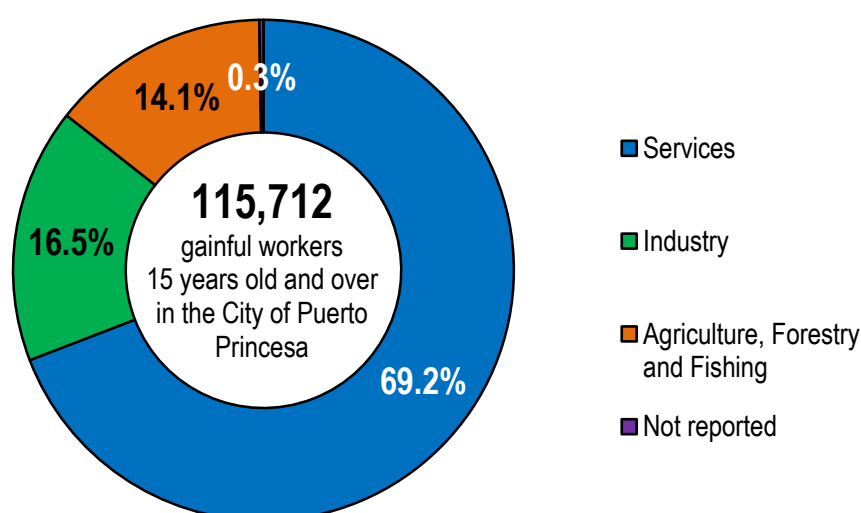
Among business / industry sectors, construction was the highest proportion of gainful male workers at 96.7 percent. Transportation and storage, and AFF followed with 95.8 percent and 91.9 percent share of gainful male workers, respectively. (Table B)

On the other hand, education was the highest proportion of gainful female workers at 74.8 percent. This was followed by the activities of households as employers and undifferentiated goods-and services producing activities of households for own use (73.5% share) and human health and social work activities (71.7% share). (Table B)

Seven out of ten gainful persons belong to the services sector

By major sector of business / industry, the largest share of gainful workers was reported in the services sector with 69.2 percent. The industry sector accounted for 16.5 percent, while 14.1 percent of the gainful persons were from the AFF sector. (Figure 3 and Table D)

Figure 3. Percentage Distribution of Gainful Workers by Major Sector of Business / Industry: City of Puerto Princesa, 2020



Note: 1/ Figures are based on 20-percent sample households. Details may not add up to total due to rounding off.

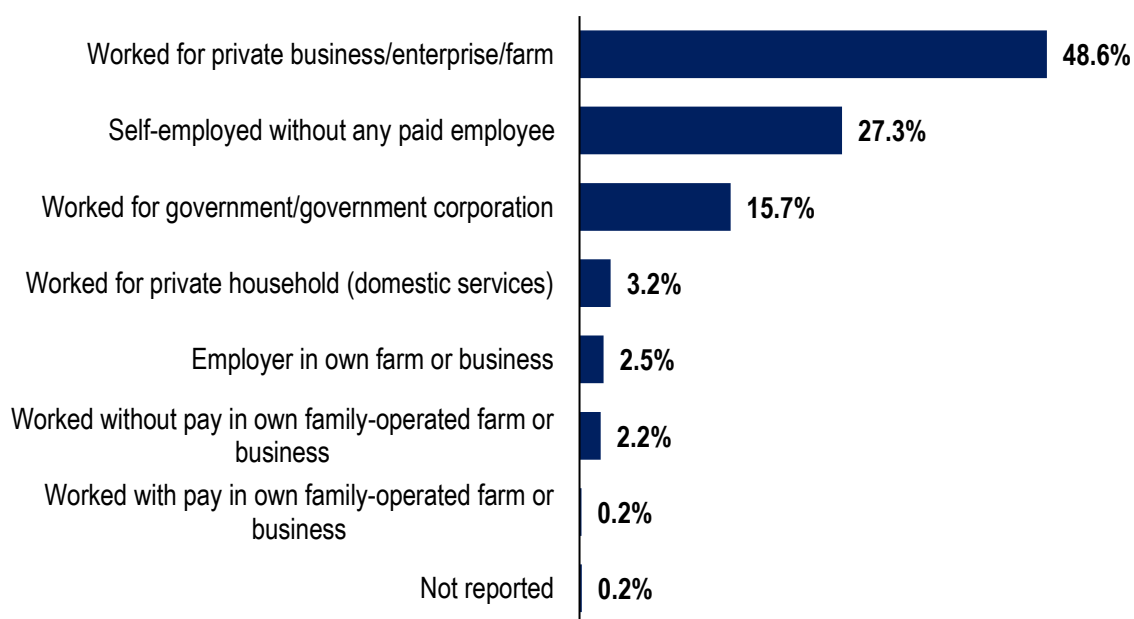
Source: Philippine Statistics Authority, *2020 Census of Population and Housing*

Nearly half of the population involved in gainful activity works for private businesses, enterprises, or farms

Among the seven classes of workers in the city, those who work for a private businesses, enterprises, or farms topped with 56.2 thousand gainful workers (48.6%). This was followed by those who are self-employed without any paid employee with 31.6 thousand persons (27.3%), and government corporation workers with 18.2 thousand gainful workers (15.7%). Meanwhile, working with pay in their own

family-operated farm or business was reported as the least common class of worker, with nearly 0.3 thousand persons (0.2%). (Figure 4 and Table E)

**Figure 4. Percentage Distribution of Gainful Workers by Class of Worker:
City of Puerto Princesa, 2020**



Notes: Figures are based on 20-percent sample households. Details may not add up to total due to rounding off.

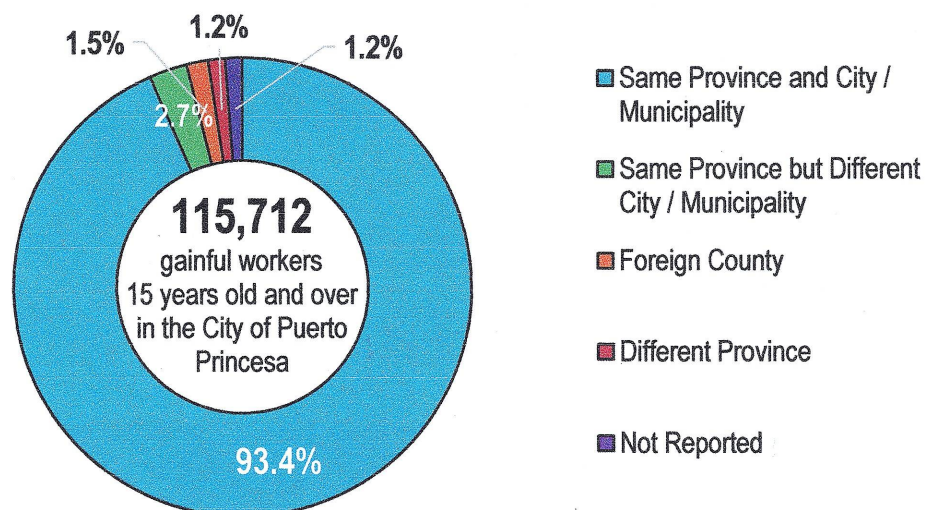
Source: Philippine Statistics Authority, *2020 Census of Population and Housing*

Among classes of workers, self-employed without any paid employee was the highest proportion of gainful male workers at 70.0 percent. Workers in a private business, enterprise, or farm ranked second with males having 69.0 percent share, and employer in own farm or business ranked third with males accounting to 64.0 percent. Meanwhile, females only dominated those workers in private households (domestic services) with 56.5 percent share. (Table E)

More than nine out of ten gainful workers work within the city of their residence

During the 12 months preceding the census, people with gainful activity who worked in the same municipality of their residence accounted for 93.4 percent of the gainful workers 15 years old and over. Meanwhile, 2.7 percent worked within Palawan but in a different municipality, and 1.5 percent worked in a foreign country. (Figure 5 and Table F)

**Figure 5. Percentage Distribution of Gainful Workers by Place of Work:
City of Puerto Princesa, 2020**



Notes: Figures are based on 20-percent sample households. Details may not add up to total due to rounding off.

Source: Philippine Statistics Authority, 2020 *Census of Population and Housing*

Seven out of ten persons who were engaged in non-gainful activities are female

In 2020, a total of 100,803 persons in the city were engaged in non-gainful activities or special occupations in the past 12 months. This translates to 46.6 percent of the city's household population 15 years old and over. Reported non-gainful persons can be either housekeepers in their own home, students, pensioners, retired, persons with disability, dependent, new workers seeking employment, or experienced workers seeking employment. (Table G)

Of the total number of non-gainful persons in the city, nearly 68.7 thousand were females (68.2%), while about 32.1 thousand were males (31.8%). In terms of age groups, 28.5 percent fell between 15 to 19 years with a total of 28.8 thousand non-gainful persons. (Table G)

The statistics presented in this special release were based on the information provided by the respondent or any responsible member in the household who may provide accurate answers to the questions and give correct information about the household.


LEM R. RIOFLORIDO

Regional Director


MLLM / RRL