



SPECIAL RELEASE

Demographic Characteristics of Overseas Workers from the City of Puerto Princesa (2020 Census of Population and Housing)

Date of Release: 24 March 2025
 Reference No. 2025-SR-24

One in every 100 persons 15 years old and over from the City of Puerto Princesa is an overseas worker

In 2020, about 2,393 persons, or 0.1 percent of the City of Puerto Princesa's household population whose age is 15 years old and over were overseas workers. This contributed to 1.1 percent of the city's household population in the same age range. Moreover, a total of 730 persons or 43.9 percent were added from the reported 1,663 overseas workers in the 2015 Census of Population (2015 PopCen). (Table A)

Table 1. Number and Percent Distribution of Overseas Workers by Age Group and Sex, City of Puerto Princesa: 2020

Age Group	Number of Overseas Workers			Percent Distribution			Sex Ratio
	Both Sexes	Male	Female	Both Sexes	Male	Female	
All Ages	2,393	1,288	1,105	100.0	47.2	52.8	117
15 - 19	128	64	64	5.3	50.0	50.0	100
20 - 24	191	112	79	8.0	58.6	41.4	142
25 - 29	329	177	152	13.7	53.8	46.2	116
30 - 34	403	195	208	16.8	48.4	51.6	94
35 - 39	405	204	201	16.9	50.4	49.6	101
40 - 44	295	161	134	12.3	54.6	45.4	120
45 - 49	197	100	97	8.2	50.8	49.2	103
50 - 54	144	87	57	6.0	60.4	39.6	153
55 - 59	107	67	40	4.5	62.6	37.4	168
60 - 64	81	51	30	3.4	63.0	37.0	170
65 and over	113	70	43	4.7	61.9	38.1	163

Source: Philippine Statistics Authority, 2020 Census of Population and Housing

An overseas worker is one who is currently out of the country due to an overseas employment. He/she may or may not have a specific work contract or may be presently at home on vacation but has an existing overseas employment to return to.



Sex ratio among overseas workers stands at 117 males per 100 females

Of the 2,393 overseas workers from the City of Puerto Princesa, 1,288 (53.8%) were males while 1,105 (46.2%) were females. This translates to a sex ratio of 117 males for every 100 females. (Table 1)

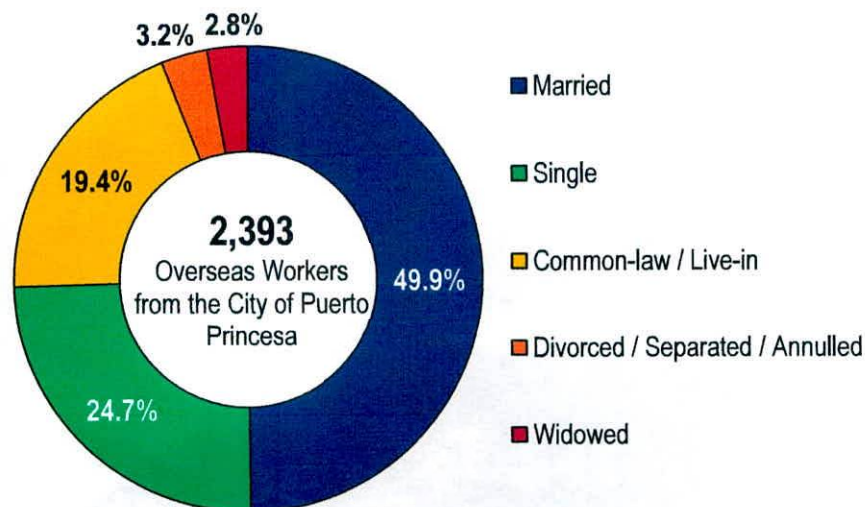
The highest representation of overseas workers in terms of age group falls between 35 to 39 years with a total of 405 persons or 16.9 percent of the total number of overseas workers from the city. Other age groups with more than 10.0 percent share to the total number of overseas workers from the city include 30 to 34 years with 403 persons (16.8%), 25 to 29 years with 329 persons (13.7%), and 40 to 44 years with 295 persons (12.3%). (Table 1)

For overseas workers aged 15 to 19 years, the number of males and females was the same. On the other hand, among overseas workers aged 19 to 65 years and above, males outnumbered females, except in the 30 to 34 age group, where the number of female overseas workers exceeded that of males. (Table 1)

Almost half of overseas workers are legally married

Of the 2,393 overseas workers from the City of Puerto Princesa, 1,193 persons (49.9%) were legally married. Additionally, 591 individuals (24.7%) were never married. The remaining overseas workers were categorized as follows: in common-law or live-in marital arrangement (19.4%), divorced, separated or annulled (3.2%), and widowed (2.8%). (Figure 2 and Table B)

Figure 2. Percentage Distribution of Overseas Workers by Marital Status, City of Puerto Princesa: 2020

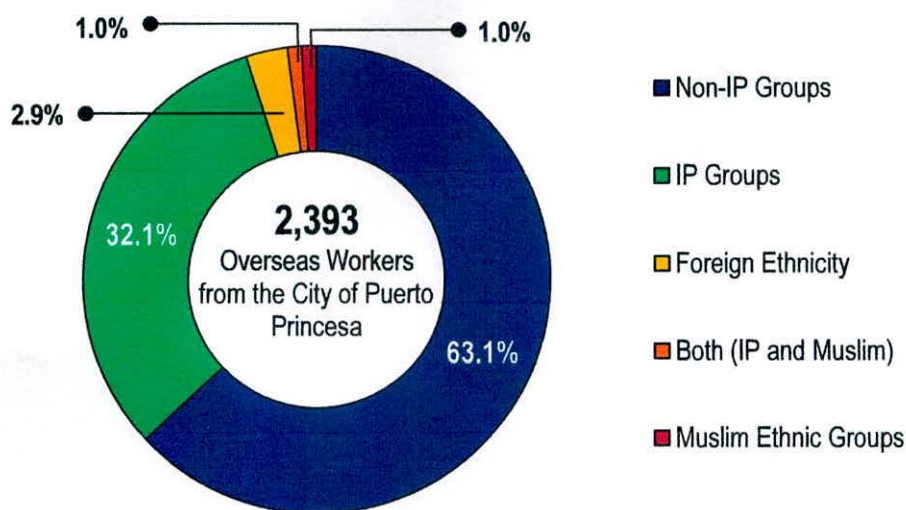


Source: Philippine Statistics Authority, 2020 Census of Population and Housing

Nearly 16 in every 25 overseas workers are Non-Indigenous Peoples

Among the overseas workers in the City of Puerto Princesa, 1,509 (63.1%) were classified as Non-Indigenous Peoples. Of these, Tagalog had the largest share of 34.5 percent, and was followed by Bisaya/Binisaya (21.0%), Ilonggo (16.3%), Ilocano (8.9%), and Cebuano (5.2%). (Figure 3 and Table C-1)

Figure 3. Percent Distribution of Overseas Workers by Ethnicity, City of Puerto Princesa: 2020



Source: Philippine Statistics Authority, 2020 Census of Population and Housing

Moreover, 767 overseas workers from the City of Puerto Princesa or 32.1 percent belonged to ethnic groups solely identified by the National Commission on Indigenous People (NCIP) as Indigenous Peoples. The majority, or 84.1 percent of these overseas workers were Cuyonen/Cuyunon. Other major Indigenous Peoples groups as ethnicity of overseas workers originating from the City of Puerto Princesa include Cagayanen (5.2%), and Agutaynen (3.4%). (Figure 3 and Table C-2)

Almost all overseas workers are Filipino Citizens

Among the 2,393 overseas workers from the City of Puerto Princesa in 2020, a total of 2,312 were Filipino citizens, accounting for 96.6% of all overseas workers from the city. Males outnumbered females, with a sex ratio of 112 male overseas workers per 100 female overseas workers. (Table 2 and Table D)

Meanwhile, 2.0 percent of the total overseas workers from the city were foreign citizens, while 1.4 percent held dual citizenship. Among overseas workers who were foreign citizens, males had 89.6 percent share, while females had a share of

10.4 percent. Similarly, among those with dual citizenship, males outnumbered females, accounting for 69.7 percent. (Table 2 and Table D)

Table 2. Number of Overseas Workers by Citizenship, City of Puerto Princesa: 2020

Citizenship	Number of Overseas Workers			Percent Share (in Percent)
	Both Sexes	Male	Female	
Total	2,393	1,288	1,105	100.0
Filipino citizen	2,312	1,222	1,090	96.6
Filipino with dual citizenship	33	23	10	1.4
Foreign citizen	48	43	5	2.0

Source: Philippine Statistics Authority, 2020 Census of Population and Housing

Among overseas workers from the city with dual citizenship, more than half were Filipino-Americans (51.5%) and was followed by Filipino-Germans (9.1%). Meanwhile, citizens of the United States of America had 22.9 percent share to the number of overseas workers from the city with foreign citizenship as of the census reference date and time. This was followed by citizens from Germany, Republic of South Korea, and Viet Nam each with 8.3 percent share. Citizens from the People's Republic of China had 6.3 percent share. (Table E-1 and Table E-2)

More than three-fourths of overseas workers are Roman Catholic

Of the 2,393 overseas workers from the City of Puerto Princesa, 76.1 percent or 1,820 persons reported Roman Catholic as their religious affiliation. This was followed by Seventh Day Adventist with 76 overseas workers (3.2%), Iglesia ni Cristo with 61 overseas workers (2.5%), Islam with 58 overseas workers (2.4%), and Bible Baptist Church with 31 overseas workers (1.3%). (Table 3)

Thirteen in every 20 overseas workers have reached college level

Among 2,393 overseas workers in the City of Puerto Princesa, 1,557 persons (65.06%) had reached or completed college level (graduate: 48.9%, and undergraduate: 16.2%). This was followed by 557 individuals (23.3%) who had reached or completed high school (graduate: 14.5%, and undergraduate: 8.8%) Meanwhile, 94 individuals (3.9%) attained post-secondary non-tertiary education (graduate: 3.8%, and undergraduate: 0.2%), while 76 overseas workers (3.2%) had reached or finished elementary level education (graduate: 1.8%, and undergraduate: 1.3%). (Figure 4 and Table F)

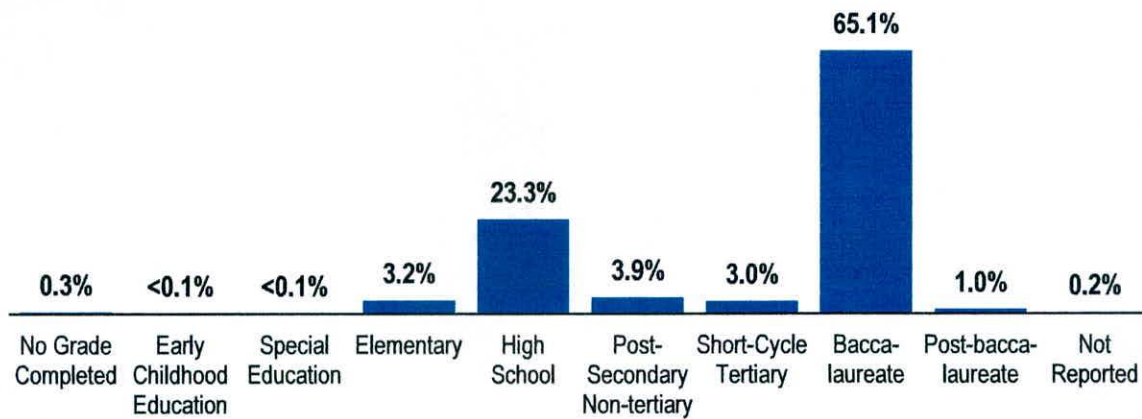
Table 3. Top Five Religious Affiliations of Overseas Workers in the City of Puerto Princesa: 2020

Rank	Religious Affiliation	Number	Percentage Share
	All Religious Affiliations	2,393	100.0
	Top Five Religious Affiliations	2,046	85.5
1	Roman Catholic ^{1/}	1,820	76.1
2	Seventh Day Adventist	76	3.2
3	Iglesia ni Cristo	61	2.5
4	Islam	58	2.4
5	Bible Baptist Church	31	1.3
	Other Religious Affiliations	339	14.2
	None	8	0.3

Note: 1/ Excluding Catholic Charismatic

Source: Philippine Statistics Authority, 2020 Census of Population and Housing

Figure 4. Percent Distribution of Overseas Workers by Highest Grade Completed, City of Puerto Princesa: 2020



Source: Philippine Statistics Authority, 2020 Census of Population and Housing

The statistics presented in this special release were based on the information provided by the respondent or any responsible member in the household who may provide accurate answers to the questions and give correct information about the household.


LENNY R. RIOFLORIDO

Regional Director


MLLM / RRL / LACB