



# SPECIAL RELEASE

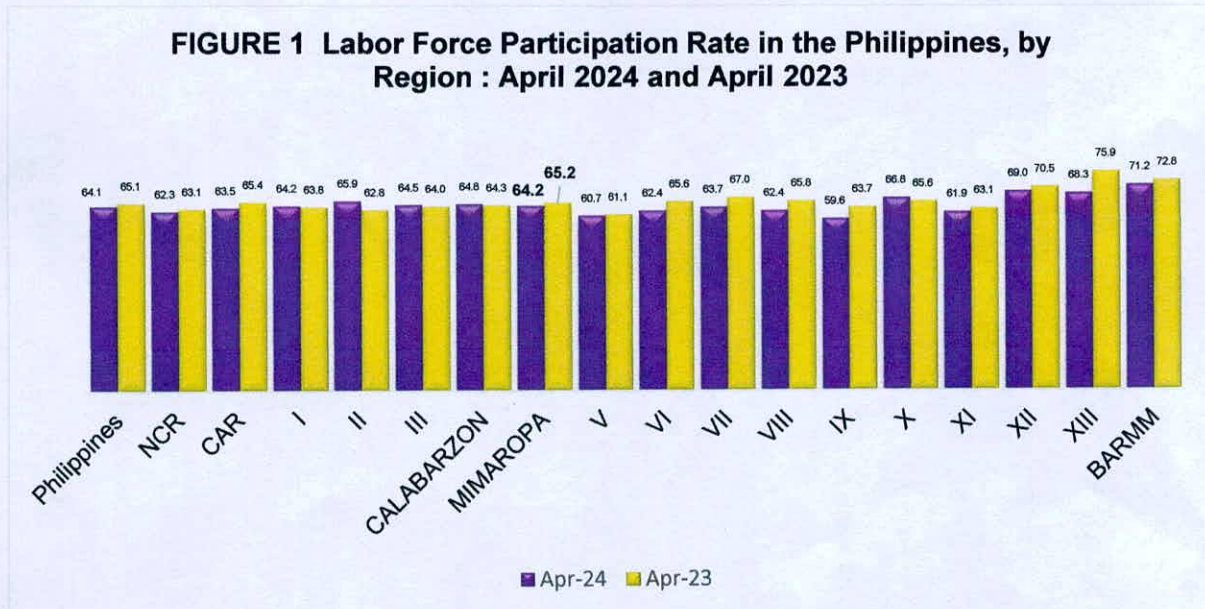
## April 2024 Preliminary Employment Situation in MIMAROPA Region

**Date of Release:** 28 June 2024

**Reference No.** 2024-SR-73

### Sixty four percent of the population 15 years old and over in MIMAROPA Region were part of the labor force

Sixty four percent of the estimated 2.14 million persons whose age is 15 years old and over in the MIMAROPA Region were part of the labor force in April 2024. This level of labor force participation rate (LFPR) in the region in April 2024 decreased by 1.0 percentage point, from the estimated LFPR in April 2023 at 65.2 percent. The region's LFPR in April 2024 is 0.1 percentage point higher than the national estimate, which was 65.1 percent.



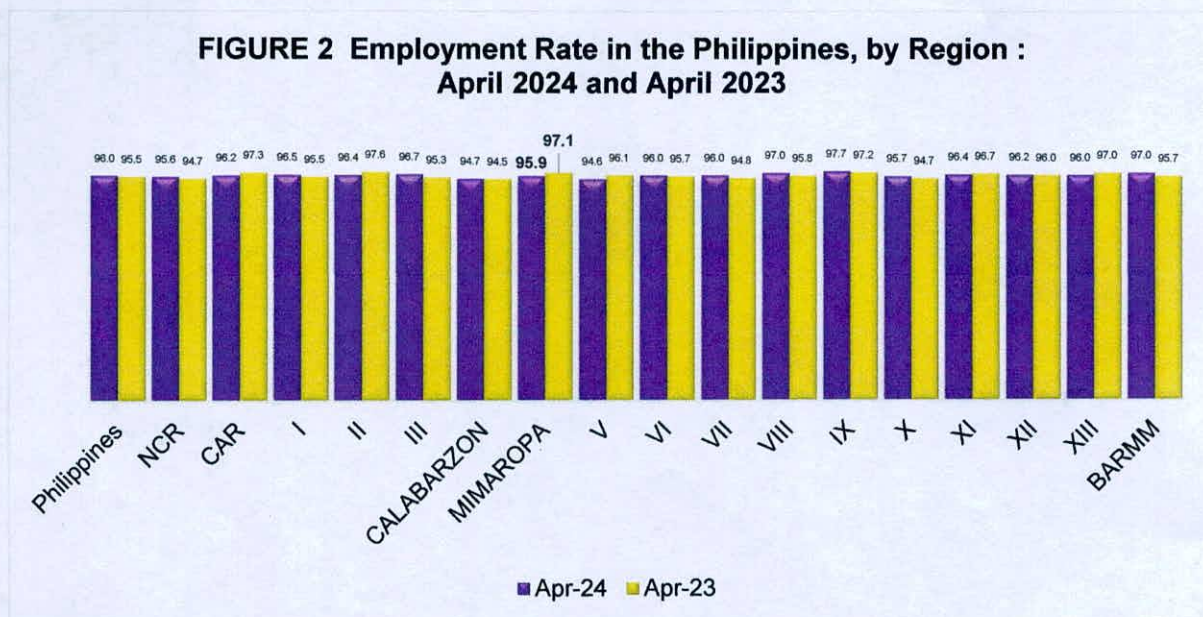
Source: Philippine Statistics Authority, *Labor Force Survey*

The region with the highest LFPR was Bangsamoro Autonomous Region in Muslim with 71.2 percent, while Zambonga Peninsula or Region IX had the lowest LFPR with 59.6 percent for April 2024.



**Nineteen in every 20 persons in the labor force in the MIMAROPA Region were employed**

MIMAROPA Region’s employment rate was recorded at 95.9 percent in April 2024. This estimate is 1.2 percentage point lower than that of the previous year’s estimate, which was 97.1 percent. MIMAROPA’s employment rate in April 2024 is 0.1 percentage point lower than the national estimate of 96.0 percent.



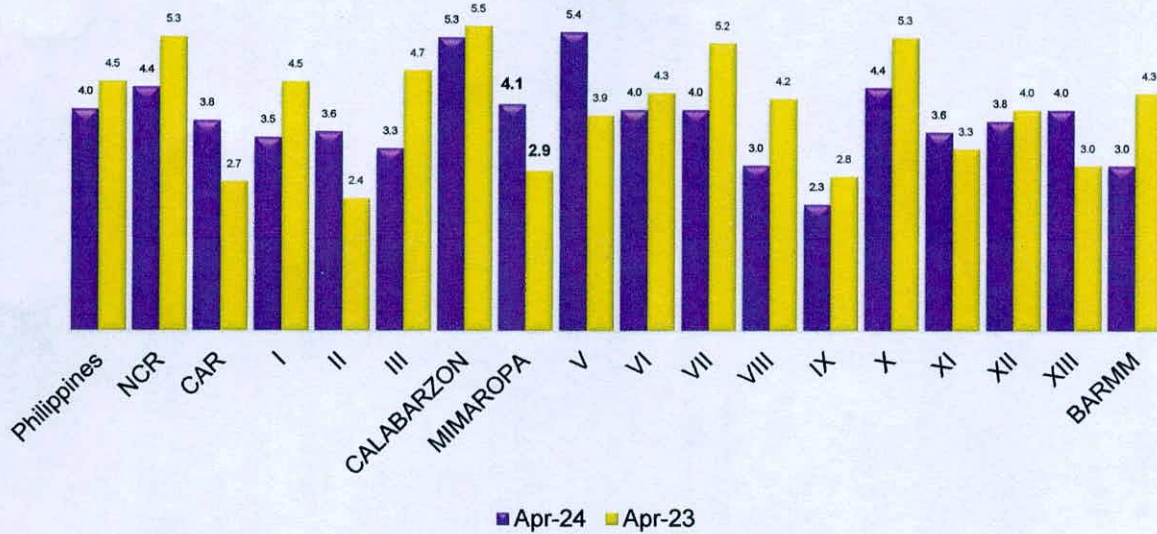
Source: Philippine Statistics Authority, Labor Force Survey

Figure 2 shows that among regions in the country, Davao Region or Region XI recorded the highest employment rate at 97.7 percent in April 2024, a decrease of 0.3 percentage point from the same month of 2023. On the other hand, Bicol Region or Region V recorded the lowest employment rate in April 2024 with 94.6 percent while CALABARZON recorded in 2022 with 94.5 percent.

**Unemployment rate of MIMAROPA Region increased by 1.2 percentage point**

The unemployment rate of MIMAROPA Region increased by 1.2 percentage point, that is, from 2.9 percent in April 2023 to 4.1 percent in April 2024. MIMAROPA Region’s unemployment rate in April 2024 was 0.1 percentage point higher than that of the national estimate of 4.0 percent.

**FIGURE 3 Unemployment Rate in the Philippines, by Region :  
April 2024 and April 2023**



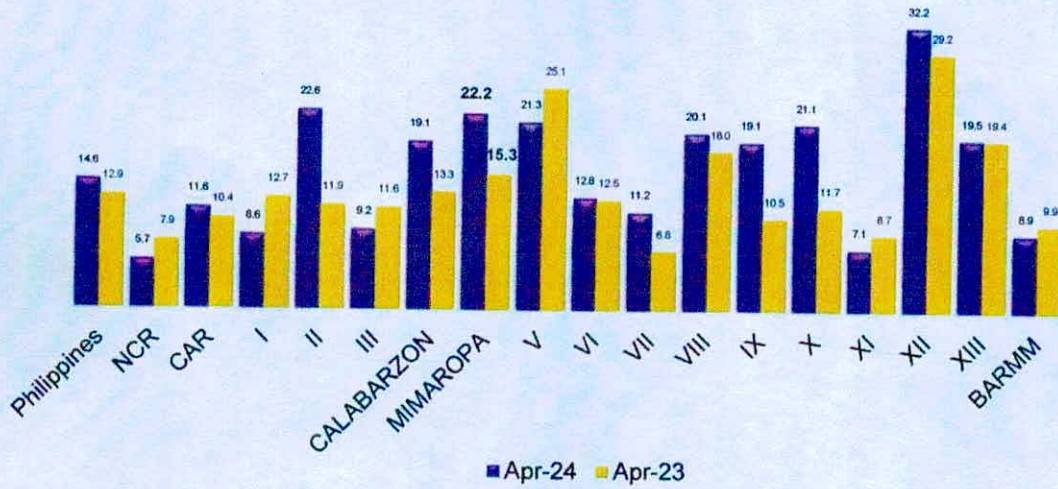
Source: Philippine Statistics Authority, Labor Force Survey

Figure 3 shows that Region V recorded the highest unemployment rate at 5.4 percent in April 2024. On the other hand, Region IX recorded the lowest unemployment rate with 2.3 percent in April 2023.

**Underemployment rate of MIMAROPA Region increased by 6.9 percentage points**

The underemployment rate of MIMAROPA increased by 6.9 percentage points, that is, from 15.3 percent in April 2023 to 22.2 percent in April 2024. MIMAROPA's underemployment rate in April 2024 was 7.6 percentage points higher than that of the national estimate of 14.6 percent.

**FIGURE 4 Underemployment Rate in the Philippines, by Region :  
April 2024 and April 2023**



Source: Philippine Statistics Authority, Labor Force Survey

Figure 4 shows that among regions in the country, SOCCSKSARGEN or Region XII recorded the highest underemployment rate at 32.2 percent in April 2024 and also in 2023 in same month with 29.2 percent. On the other hand, National Capital Region recorded the lowest underemployment rate with 5.7 percent in April 2024 and Central Visayas or Region VII was at 6.8 percent in April 2023.

Digitally signed  
by Rioflorido  
Leni Rocha  
Date:  
2024.06.28  
16:34:24  
+0800

**LENI R. RIOFLORIDO**  
Regional Director

MLLM/OHG/RRL/CBDT