

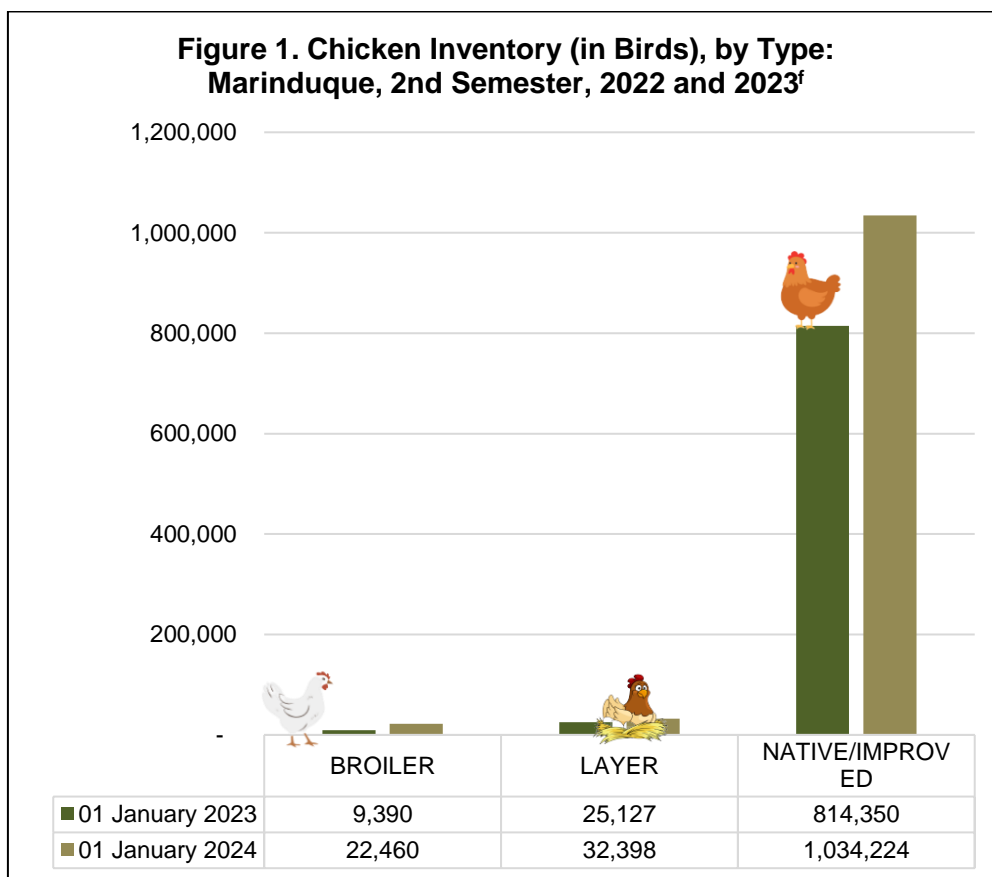
SPECIAL RELEASE

**POULTRY AND OTHER ANIMALS' STATISTICS OF MARINDUQUE,
2nd SEMESTER, 2022 and 2023^f
(AS OF JANUARY 1, 2023 AND JANUARY 1, 2024^f)**

Release Date: 07 February 2025

Reference No.: SR2025-02-010

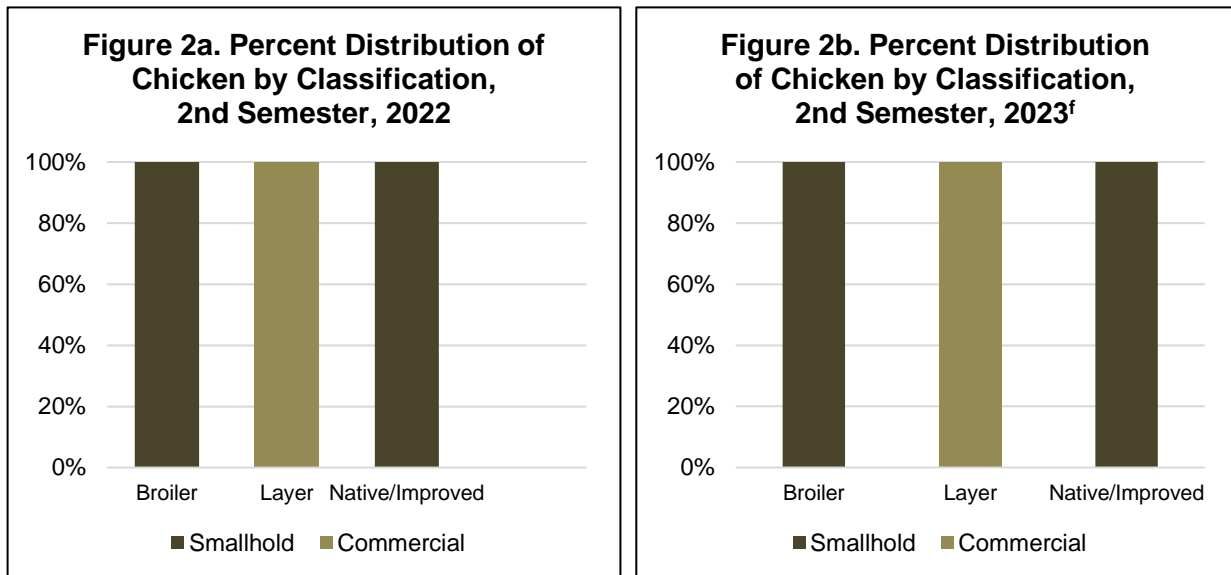
Marinduque's chicken inventory was up by 28.3 percent



f-Final Results
Source: Philippine Statistics Authority

As of the second semester of 2023, the total number of chickens in the province was 1,089,082 birds, up by 28.3 percent, from the 848,867 birds of the previous year of the same period. Native chicken had the highest share accounting for 95.0 percent (1,034,224 birds) of the total number of chickens in the most recent inventory. Layer came in second with 3.0 percent share (32,398 birds), followed by broiler type with 2.1 percent share (22,460 birds).

Between the second semesters of 2022 and 2023, the overall inventory for each type of chicken grew by 28.9 percent (for layer chicken), 139.2 percent (for broiler chicken), and 27.0 percent (for native/improved chicken).



Source: Philippine Statistics Authority


^f-Final Results
Source: Philippine Statistics Authority

In the second semester of 2022, broiler chickens and native/improved chickens were exclusively sourced from smallhold farms. On the other hand, all layer chickens originated from commercial farms.

Comparatively, a very similar pattern was observed for broiler chickens and native/improved chickens during the second semester of 2023. Both continued to be solely supplied by smallhold farms. Moreover, all layer chickens were sourced from commercial farms, accounting for 100 percent.

Marinduque’s duck inventory was up by 14.0 percent

Figure 3. Percent Distribution of Duck by Classification: Marinduque, 2nd Semester, 2023^f

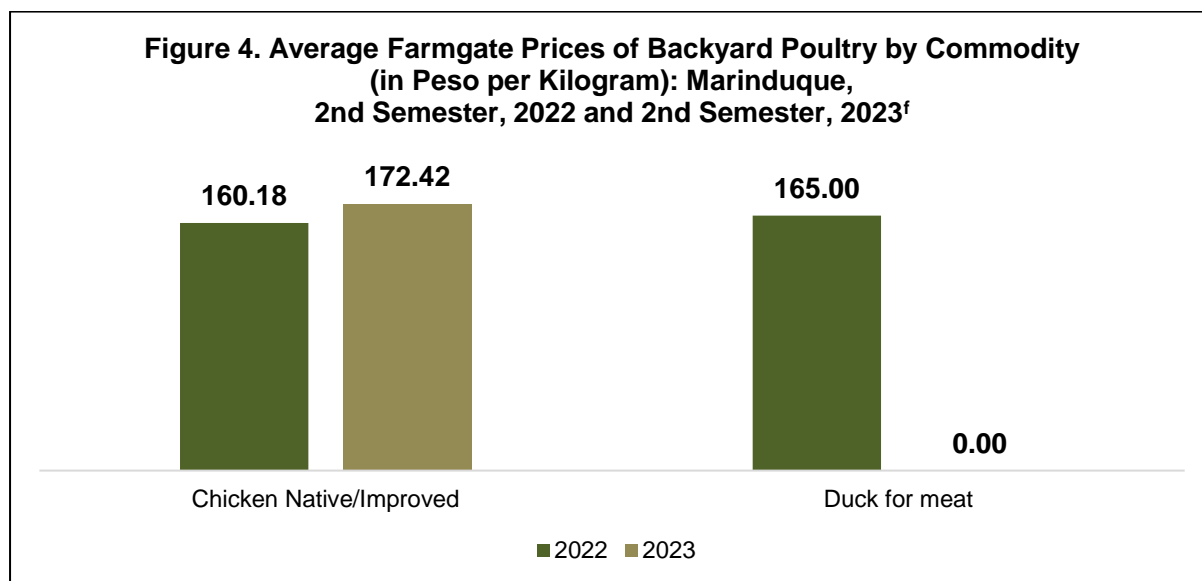


- Smallhold
- Semi-Commercial
- Commercial

The province's total duck inventory was 40,107 birds, as of the second semester of 2023, up by 14.0 percent from the previous year's inventory of 35,182 birds. All the birds were sourced from smallhold farms. During the period 2022 to 2023, there were no recorded ducks raised in semi-commercial and commercial farms.

^f-Final Results
Source: Philippine Statistics Authority

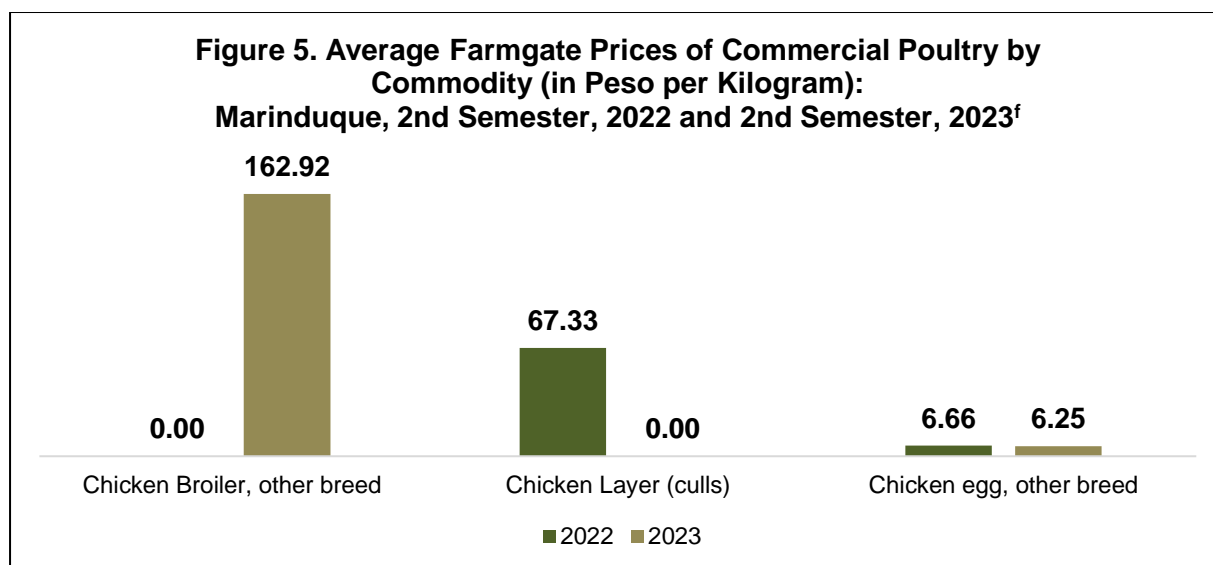
Farmgate Prices



^f-Final Results

Source: Philippine Statistics Authority

In the second semester of 2023, the average liveweight farmgate price for backyard native/improved chickens experienced a minimal increase of 7.6 percent or PhP12.24. On the other hand, duck for meat, which had recorded average liveweight farmgate price in the second semester of 2022 of PhP165.00, had no recorded average farmgate price in the second semester of 2023.

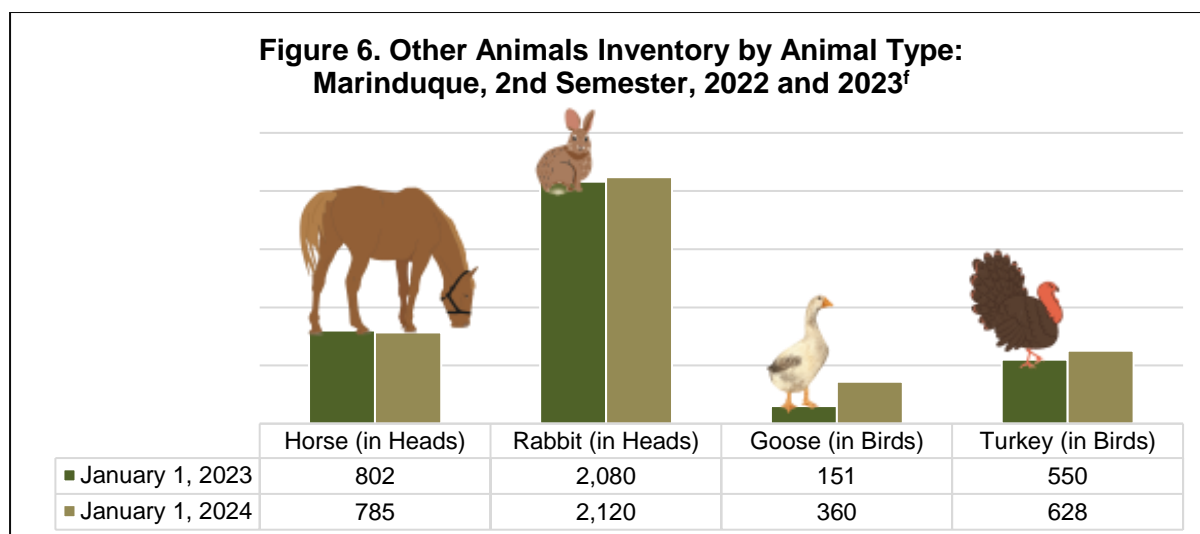


^f-Final Results

Source: Philippine Statistics Authority

The average liveweight farmgate price of commercial poultry commodities decreased. Chicken eggs declined by 6.2 percent. Moreover, layer chickens recorded an average farmgate price of 67.33 in 2022 but had no recorded value in 2023. Broiler chicken, on the other hand, recorded an average farmgate price of 162.92 in the second semester of 2023, with no recorded value in 2022.

Rabbit topped the list among other animals in terms of inventory



^f-Final Results

Source: Philippine Statistics Authority

In the second semester of 2023, four other animals were inventoried in Marinduque. Rabbit topped the list with the highest share of 2,120 heads, while goose had the lowest share of 360 birds.

During the period from the second semester of 2022 to the second semester of 2023, rabbits, geese, and turkeys showed increases of 1.9 percent, 138.4 percent, and 14.2 percent, respectively. However, the inventory of horses suffered a minimal decline of -2.1 percent.

TECHNICAL NOTES:

Data for this Special Release were taken from the two (2) major surveys conducted by Philippine Statistics Authority namely, (1) Backyard Livestock and Poultry Survey and (2) Commercial Livestock and Poultry Survey, both conducted on a quarterly basis.

DEFINITION OF TERMS:**POULTRY**

Domesticated birds kept for eggs or meat.

ANIMAL INVENTORY (also, ANIMAL POPULATION)

Refers to the number of domesticated animals present in farm at specific reference data.

NATIVE CHICKEN

Chicken raised in the backyards of rural households.

BROILER CHICKEN

Chicken bred and raised specifically for meat production.

LAYER CHICKEN

Chicken raised specifically for egg production.

FARMGATE PRICE

The price received by raisers for their produce at the location of farm. Thus, marketing costs such as transport and other marketing costs (if any) incurred in selling the produce are not included in the farmgate prices.

COMMERCIAL FARM (POULTRY)

Refers to any poultry farms which satisfy at least one of the following conditions:

Animal Type	Farm Classification	Definition
Broiler Chicken	Smallhold	Raising 500 birds and below
	Semi-commercial	Raising 501 to 10,000 birds
	Commercial	Raising 10,001 birds and above
Layer Chicken, Native/Improved Chicken, and Duck	Smallhold	Raising 250 birds and below
	Semi-commercial	Raising 251 to 5,000 birds
	Commercial	Raising 5,001 birds and above

Approved for Publication:


GEMMA N. OPIS

Chief Statistical Specialist
PSA PSO Marinduque