

SPECIAL RELEASE

WOMEN AND MEN IN OCCIDENTAL MINDORO

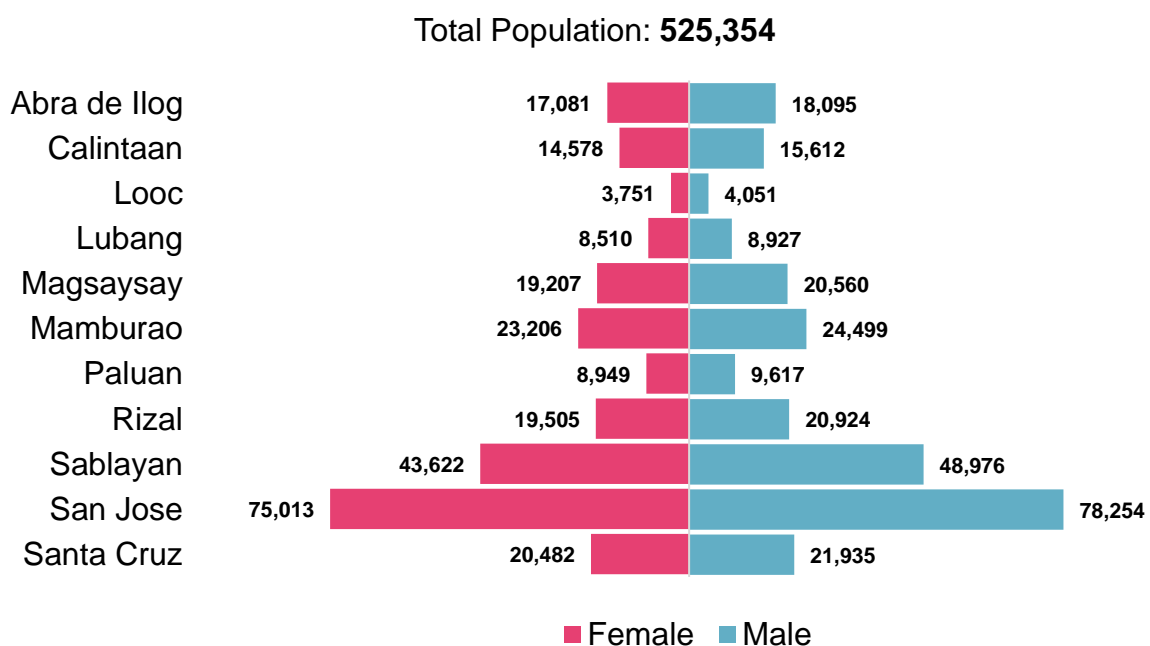
Date of Release: 01 March 2025
Reference No. P51-SR2025-34

Population

The 2020 Census of Population and Housing (CPH) recorded a total population of 525,354 in Occidental Mindoro. Specifically, 521,444 individuals (99.3%) were enumerated within private households, representing the household population, and 3,910 individuals (0.7%) were counted in institutional settings representing the institutional population.

San Jose municipality constituted 29.2 percent of the total population in 2020. The demographic breakdown within the municipality revealed 75,013 females, corresponding to 14.3 percent of the total population, and 78,254 males, corresponding to 14.9 percent of the total population. (Table 1 and Figure 1)

Figure 1. Total Population of Women and Men by Municipality, Occidental Mindoro: 2020



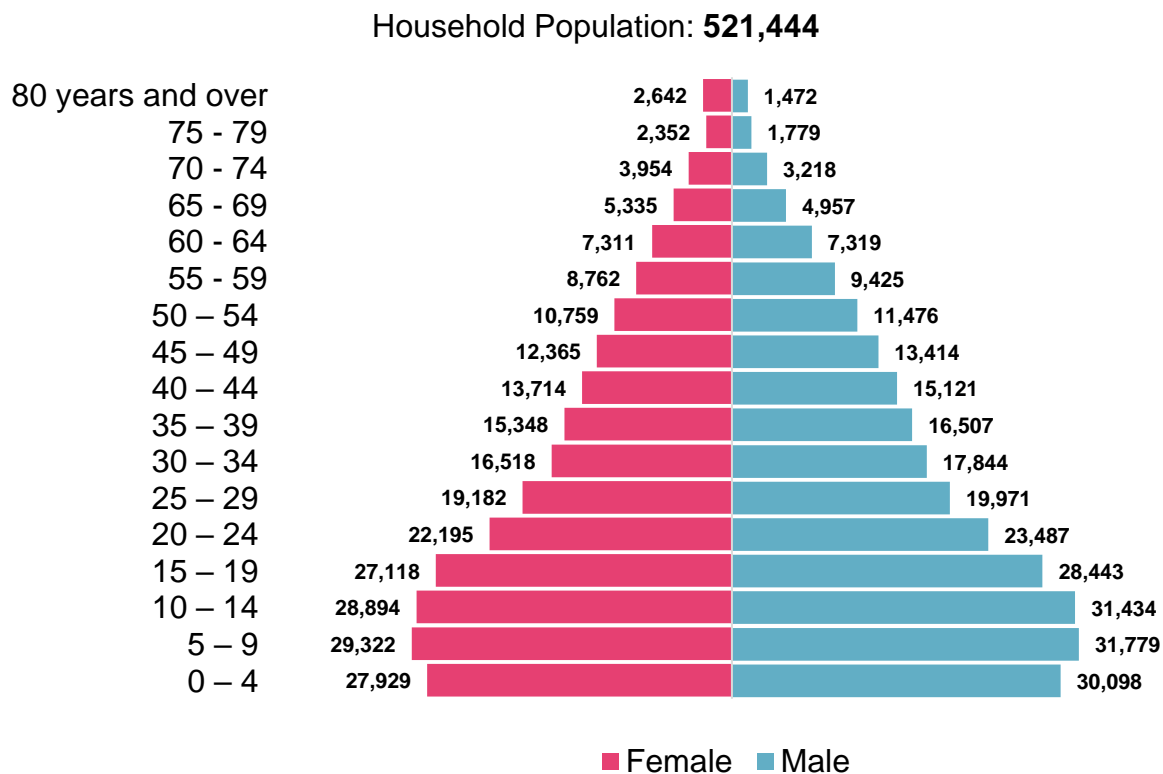
Source: Philippine Statistics Authority, 2020 Census of Population and Housing



Out of the total 3,910 individuals residing in institutional settings across the province, a significant majority, 3,706, are male, while only 204 are female. A striking disparity in the overall institutional population between men and women was observed. In several municipalities, the number of men within institutions far surpasses that of women such as Sablayan which exhibited the most pronounced difference, with 2,768 men compared to a mere 26 women. (Table 2)

Of the household population in 2020, females accounted for 48.7 percent while males accounted for the remaining 51.3 percent. Men slightly outnumbered women, with 267,744 males compared to 253,700 females. (Table 3) By age group, there were 86,145 females, and 93,311 males aged below 15 years old (young dependents). Females aged 15 to 64 years (working age or economically active population) totaled to 153,272, while those in age group 65 years and over (old dependents) comprised 14,283. On the other hand, males aged 15 to 64 years and 65 years and above accounted for 163,007 and 11,426, respectively. (Figure 2) A consistent trend observed in the young dependent population persists into the working-age demographic, characterized by a male numerical preponderance, though with diminishing disparities across specific age ranges. Conversely, a reversal of this trend occurs within the older dependent population, wherein females surpass males, particularly in the 80 years and over age bracket. This aligns with the global trend of women having longer life expectancies.


Figure 2. Household Population of Women and Men by Age Group, Occidental Mindoro: 2020



Source: Philippine Statistics Authority, 2020 Census of Population and Housing

Occidental Mindoro registered a sex ratio of 106, in 2020. This means that there were 106 males for every 100 females. Population aged below 15 years had a sex ratio of 108 males per 100 females. Moreover, among those aged 65 years and over, the sex ratio was 80 males per 100 females. (Table 4 and Figure 3)

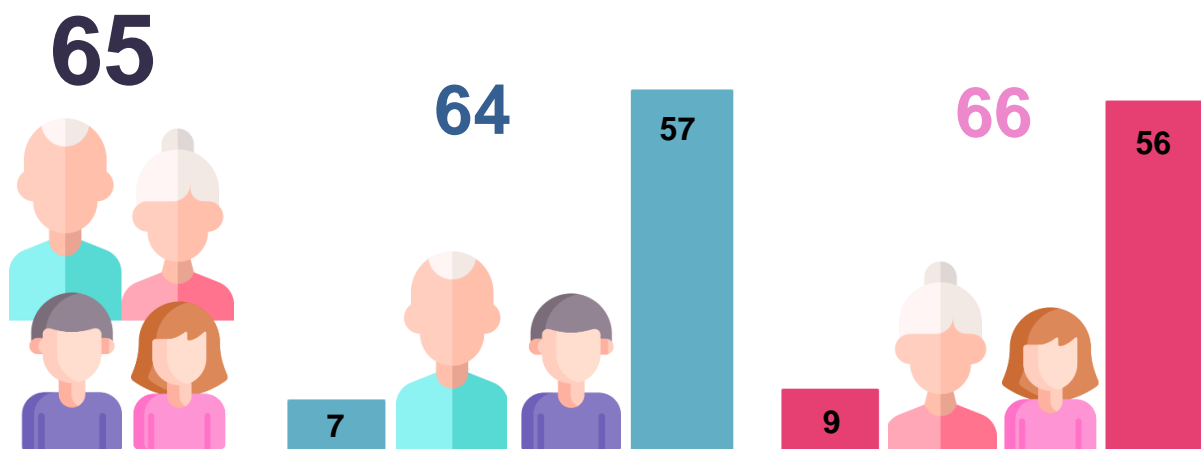
Figure 3. Sex Ratio, Occidental Mindoro: 2020



Source: Philippine Statistics Authority, 2020 Census of Population and Housing

The overall age dependency ratio in Occidental Mindoro was computed at 65, which indicates that for every 100 working-age or economically active population, there were about 65 dependents (57 young dependents and 8 old dependents). Age dependency ratio in male population was slightly lower at 64 (57 young dependents and 7 old dependents) than that of females at 66 (56 young dependents and 9 old dependents). (Table 5 and Figure 4)

Figure 4. Age Dependency Ratio, Occidental Mindoro: 2020



Source: Philippine Statistics Authority, 2020 Census of Population and Housing

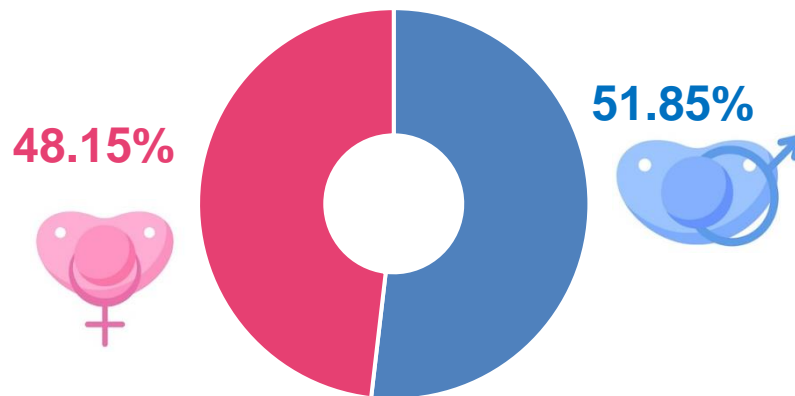
Note: Value may not add up to respective totals due to rounding



Vital Statistics

In terms of registered live births by place of occurrence in 2023, a slight prevalence of male births was observed. More males (3,725 or 51.85 percent) were born than females (3,459 or 48.15 percent) which resulted to a sex ratio of birth at 108 males per 100 females in Occidental Mindoro. (Figure 5)

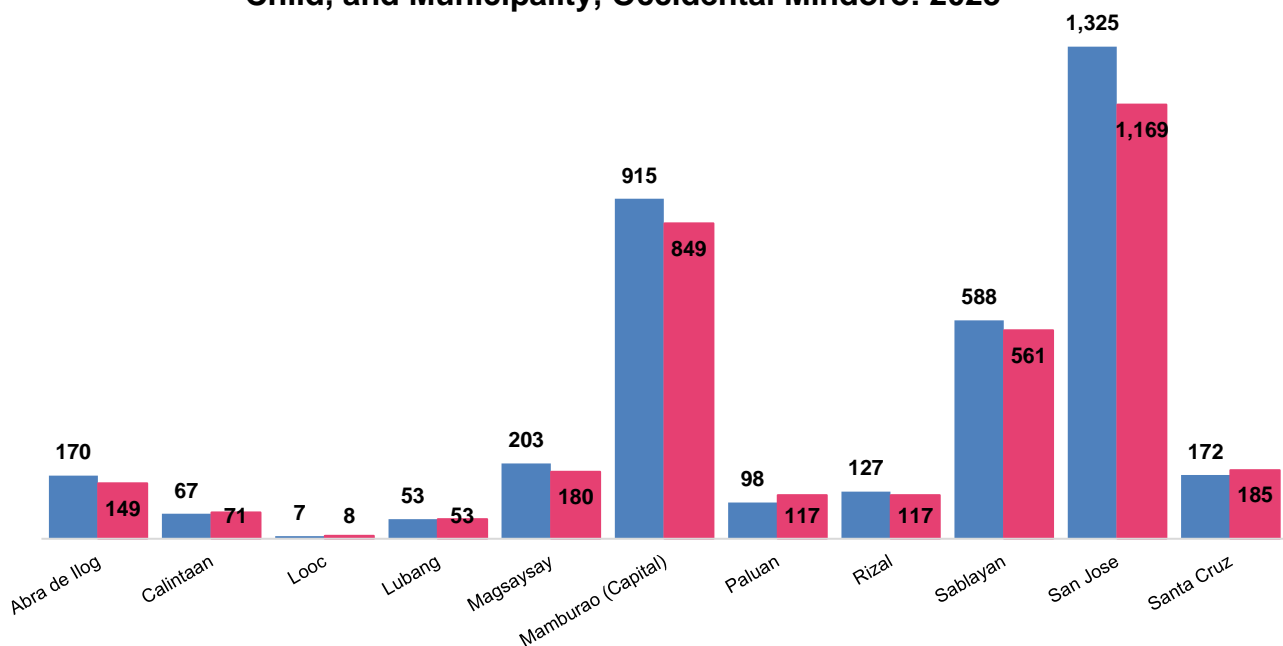
Figure 5. Percentage Distribution of Live Births by Sex of the Child, Occidental Mindoro: 2023



Source: Philippine Statistics Authority

The gender distribution of births across the municipalities generally follows the overall trend of slightly more male births. However, some municipalities show a more balanced distribution such as Lubang or even a slight predominance of female births such as Calintaan, Looc, Paluan, and Santa Cruz. (Table 6 and Figure 6)

Figure 6. Number of Registered Live Births by Place of Occurrence, Sex of the Child, and Municipality, Occidental Mindoro: 2023

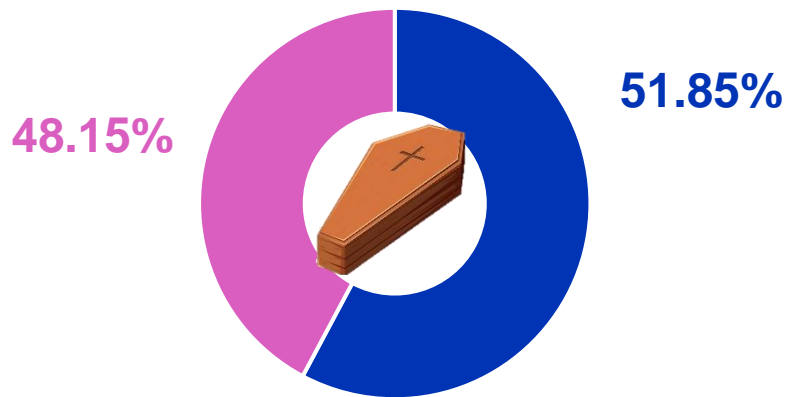


Source: Philippine Statistics Authority



In 2023, male deaths accounted for a larger share, with 1,655 death registrations or 57.8 percent, compared to female deaths at 1,208 or 42.2 percent of the total death registrations of Occidental Mindoro. (Figure 7)

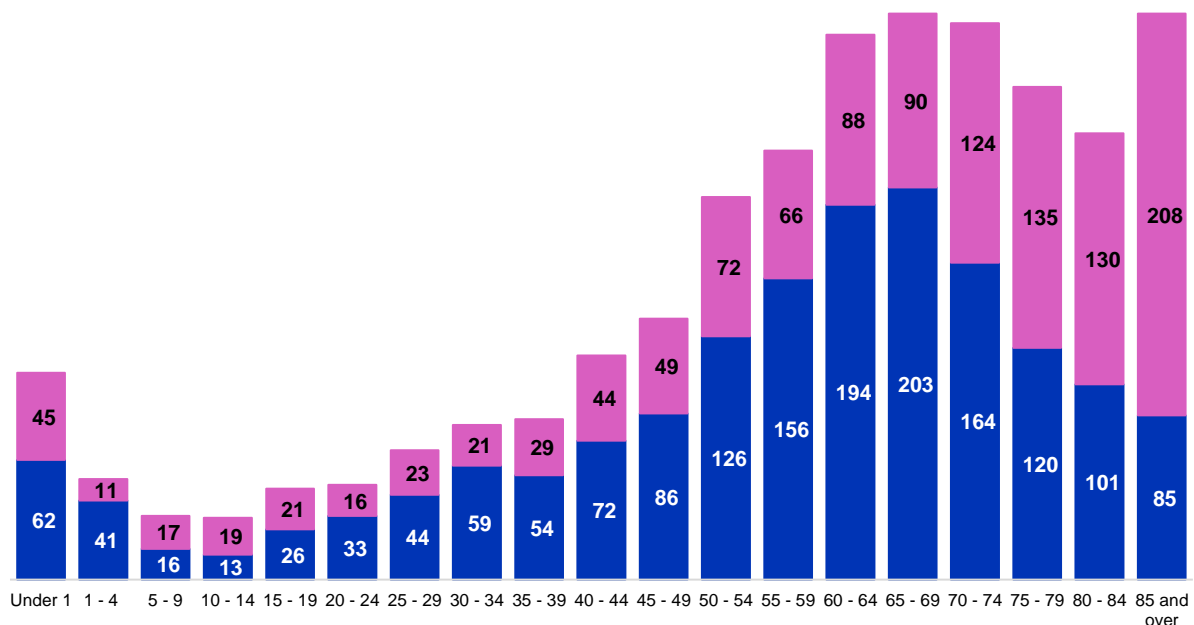
Figure 7. Percentage Distribution of Registered Deaths by Sex, Occidental Mindoro: 2023



Source: Philippine Statistics Authority

Among males, the highest proportion of deaths occurred at the ages of 65 to 69 years old, constituting 203 or 12.3 percent of the total male deaths. In contrast, among females, the largest proportion of deaths was observed in the oldest age group, 85 years old and over, comprising 208 or 17.2 percent of the total female deaths. (Table 7 and Figure 8)

Figure 8. Number of Registered Deaths by Age Group and Sex, Occidental Mindoro: 2023



Source: Philippine Statistics Authority



In 2023, the total number of marriages registered in Occidental Mindoro was 2,582. Among the municipalities within the province, San Jose recorded the highest number of registered marriages, with 536 occurrences, representing 20.8 percent of the provincial total. Followed by Sablayan with 446 registered marriages, accounting for 17.3 percent, and Abra de Ilog recorded 414 marriages, constituting 16.0 percent of the total. (Table 8 and Figure 9)

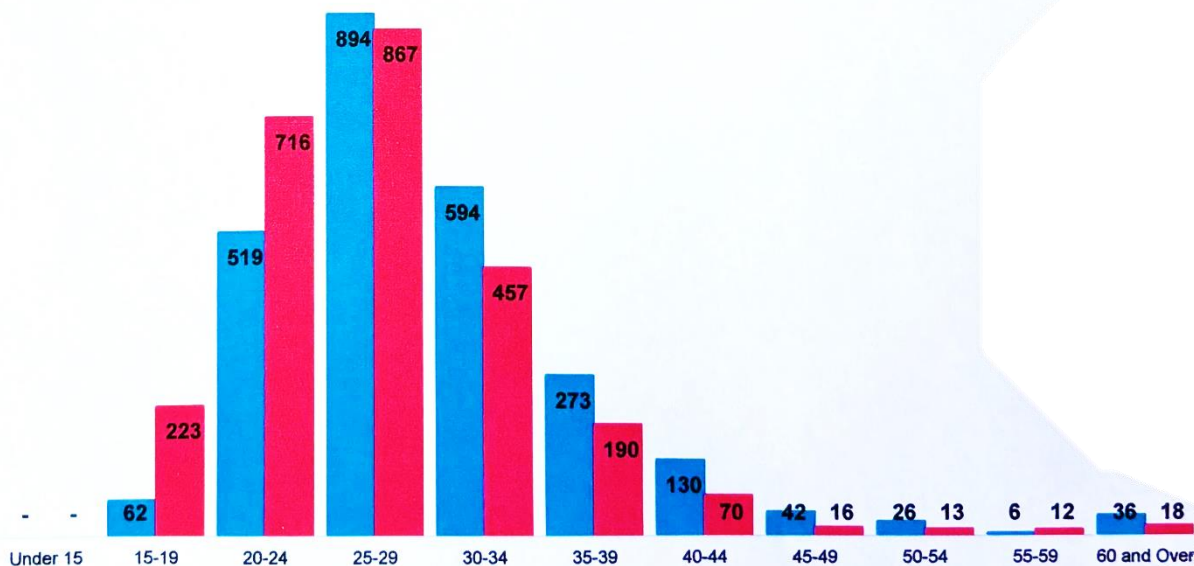
Figure 9. Percentage Distribution of Top 3 Municipalities with Highest Number of Marriages, Occidental Mindoro: 2023



Source: Philippine Statistics Authority

Majority of the brides were married between the ages of 25 and 29, representing 867 marriages, or 33.6 percent of the total marriages. A comparable trend was observed among grooms, with the 25-to-29 age group accounting for the largest proportion of marriages, specifically 894, which constitutes 34.6 percent of the total marriages in 2023. (Table 9 and Figure 10)

Figure 10. Number of Registered Marriages by Age Group and Sex, Occidental Mindoro: 2023



Source: Philippine Statistics Authority

for
MARIBEL L. BERNARDO, PhD
 Chief Statistical Specialist

(Signature)
 CAPUCIS/INRM

STATISTICAL TABLES

Table 1. Total Population of Women and Men by Municipality, Occidental Mindoro: 2020

Age Group	Both Sexes	Women	Men
OCCIDENTAL MINDORO	525,354	253,700	267,744
Abra de Ilog	35,176	17,081	18,095
Calintaan	30,190	14,578	15,612
Looc	7,802	3,751	4,051
Lubang	17,437	8,510	8,927
Magsaysay	39,767	19,207	20,560
Mamburao	47,705	23,206	24,499
Paluan	18,566	8,949	9,617
Rizal	40,429	19,505	20,924
Sablayan	92,598	43,622	48,976
San Jose	153,267	75,013	78,254
Santa Cruz	42,417	20,482	21,935

Source: Philippine Statistics Authority, 2020 Census of Population and Housing

Table 2. Institutional Population of Women and Men by Municipality, Occidental Mindoro: 2020

Age Group	Both Sexes	Women	Men
OCCIDENTAL MINDORO	3,910	204	3,706
Abra de Ilog	140	4	136
Calintaan	17	12	5
Looc	2	2	-
Lubang	51	8	43
Magsaysay	45	5	40
Mamburao	278	31	247
Paluan	55	8	47
Rizal	13	-	13
Sablayan	2,794	26	2,768
San Jose	482	102	380
Santa Cruz	33	6	27

Source: Philippine Statistics Authority, 2020 Census of Population and Housing

Table 3. Household Population of Women and Men by Municipality, Occidental Mindoro: 2020

Age Group	Both Sexes	Women	Men
OCCIDENTAL MINDORO	521,444	253,700	267,744
Abra de Ilog	35,036	17,077	17,959
Calintaan	30,173	14,566	15,607
Looc	7,800	3,749	4,051
Lubang	17,386	8,502	8,884
Magsaysay	39,722	19,202	20,520
Mamburao	47,427	23,175	24,252
Paluan	18,511	8,941	9,570
Rizal	40,416	19,505	20,911
Sablayan	89,804	43,596	46,208
San Jose	152,785	74,911	77,874
Santa Cruz	42,384	20,476	21,908

Source: Philippine Statistics Authority, 2020 Census of Population and Housing

Table 4. Sex Ratio of Household Population by Age Group and Sex, Occidental Mindoro: 2020

Age Group	Both Sexes	Women	Men	Sex Ratio
All Ages	521,444	253,700	267,744	106
0 – 14 Years Old	179,456	86,145	93,311	108
15 Years Old to 64 Years Old	316,279	153,272	163,007	106
65 Years Old and Over	25,709	14,283	11,426	80

Source: Philippine Statistics Authority, 2020 Census of Population and Housing

Table 5. Age Dependency Ratio of Household Population by Age Group and Sex, Occidental Mindoro: 2020

Age Dependency	Both Sexes	Women	Men
Overall	65	66	64
Young Dependent	57	56	57
Old Dependent	8	9	7

Source: Philippine Statistics Authority, 2020 Census of Population and Housing

Note: Value may not add up to respective totals due to rounding

Table 6. Number of Registered Live Births by Sex of the Child and Place of Occurrence, Occidental Mindoro: 2023

Municipality	Both Sexes	Male	Female
Occidental Mindoro	7,184	3,725	3,459
Abra de Ilog	319	170	149
Calintaan	138	67	71
Looc	15	7	8
Lubang	106	53	53
Magsaysay	383	203	180
Mamburao	1,764	915	849
Paluan	215	98	117
Rizal	244	127	117
Sablayan	1,149	588	561
San Jose	2,494	1,325	1,169
Santa Cruz	357	172	185

Source: Philippine Statistics Authority

Table 7. Number of Registered Deaths by Age Group and Sex, Occidental Mindoro: 2023

Age Group	Both Sexes	Male	Female
All Ages	2,863	1,655	1,208
Under 1	107	62	45
1-4	52	41	11
5-9	33	16	17
10-14	32	13	19
15-19	47	26	21
20-24	49	33	16
25-29	67	44	23
30-34	80	59	21
35-39	83	54	29
40-44	116	72	44
45-49	135	86	49
50-54	198	126	72
55-59	222	156	66
60-64	282	194	88
65-69	293	203	90
70-74	288	164	124
75-79	255	120	135
80-84	231	101	130
85 and over	293	85	208
Not Stated	-	-	-

Source: Philippine Statistics Authority

Table 8. Number of Registered Marriages and Percentage Distribution by Place of Occurrence, Occidental Mindoro: 2023

Municipality	Number of Registered Marriages	Percentage
Occidental Mindoro	2,582	100.0
Abra de Ilog	414	16.0
Calintaan	98	3.8
Looc	30	1.2
Lubang	60	2.3
Magsaysay	284	11.0
Mamburao	157	6.1
Paluan	114	4.4
Rizal	198	7.7
Sablayan	446	17.3
San Jose	536	20.8
Santa Cruz	245	9.5

Source: Philippine Statistics Authority

Table 9. Number of Registered Marriages by Age Group and Sex, Occidental Mindoro: 2023

Municipality	Male	Female
Occidental Mindoro	2,582	2,582
Under 15	-	-
15-19	62	223
20-24	519	716
25-29	894	867
30-34	594	457
35-39	273	190
40-44	130	70
45-49	42	16
50-54	26	13
55-59	6	12
60 and Over	36	18
Not Stated	-	-

Source: Philippine Statistics Authority

TECHNICAL NOTES

In conjunction with the annual observance of National Women's Month in March, dedicated to recognizing women's accomplishments and addressing persistent equality challenges, crucial data concerning the status of women and men is released. This information serves as a valuable resource for stakeholders committed to fostering a more inclusive and equitable future.

Definition of Terms

Population Census refers to the systematic process of gathering, analyzing, and publishing demographic, economic, and social data for all individuals within a specified territory.

Total Population refers to the aggregate of household and institutional populations, including Filipino nationals residing in Philippine embassies, consulates, and missions abroad.

Household Population consists of individuals belong to the household, the basic criterion of which is the usual place of residence or the place where the person usually resides.

Household is a social unit comprising either a single individual or a group of individuals residing in the same housing unit, sleeping and sharing common food preparation and consumption arrangements.

Sex ratio is the ratio of males to females in a given population, expressed as the number of males per 100 females.

Age, as defined for the 2020 census, is the duration between an individual's birthdate and the census reference date (1 May 2020), expressed in completed years as of their last birthday.

Overall Dependency Ratio refers to the ratio of persons in the dependent ages (under 15 years old and over 64 years old) to persons in the economically active or working ages (15 to 64 years old) in the population.

Vital Statistics are generated from data recorded in civil registers at the time of vital events.

Live Birth is a complete expulsion or extraction of a product of conception, irrespective of pregnancy duration, showing any sign of life after separation.

Marriage is a legal, permanent union between a man and a woman for conjugal and familial purposes.

Death refers to the permanent cessation of all vital functions after a live birth, with no capacity for resuscitation.

