


# 2023 GROSS REGIONAL DOMESTIC PRODUCT MIMAROPA REGION

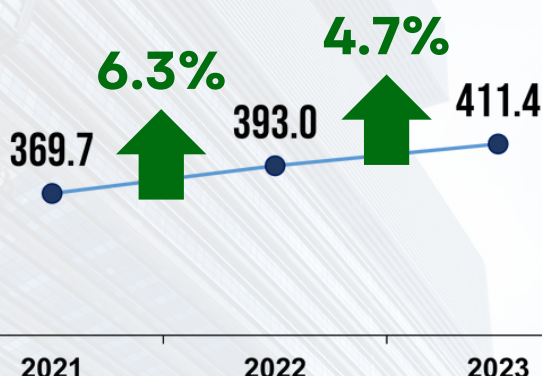
At Constant 2018 Prices



As of 25 April 2024  
Reference No.: 2024-IG-28

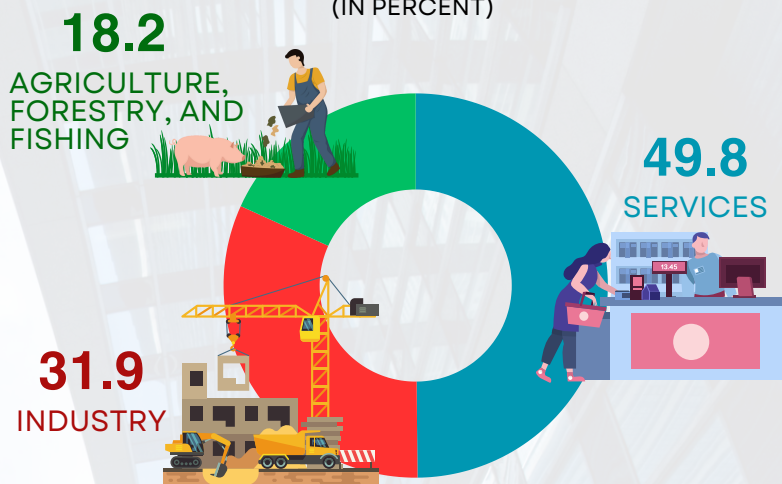
## PERFORMANCE OF THE ECONOMY, MIMAROPA REGION: 2021 TO 2023

(IN BILLION PHILIPPINE PESOS)



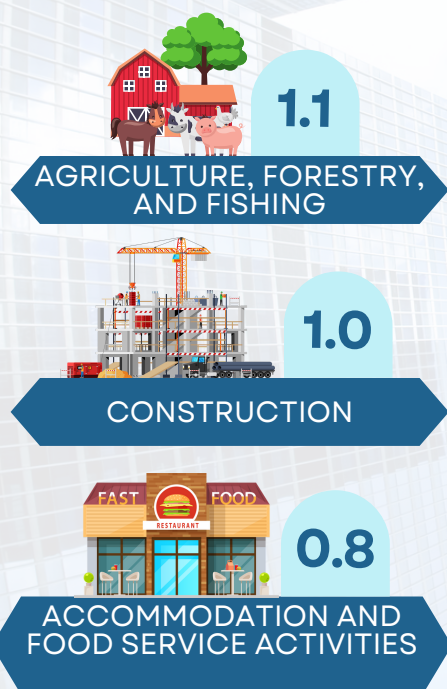
## SHARE OF MAJOR INDUSTRIES TO THE REGIONAL ECONOMY: 2023

(IN PERCENT)



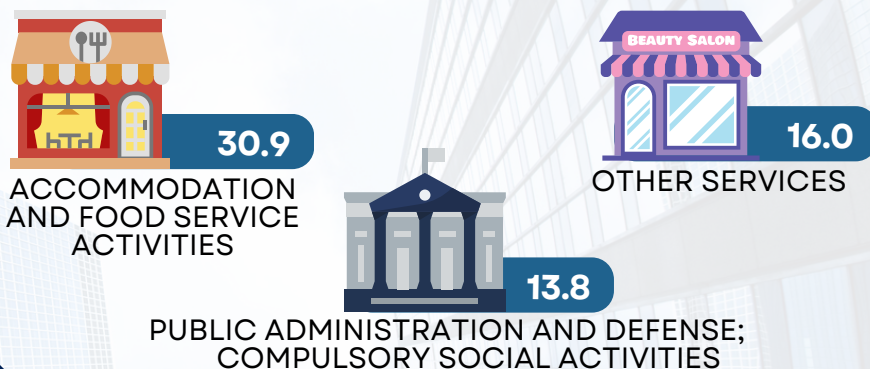
## TOP CONTRIBUTORS TO THE REGIONAL ECONOMIC GROWTH: 2023

(IN PERCENTAGE POINTS)



## INDUSTRIES WITH THE FASTEST GROWTHS: 2022 to 2023

(IN PERCENT)



MIMAROPA Region's **per capita GRDP**, or the contribution of each resident in the region to the economy, increased to **125,390 pesos** in 2023, or a **3.6 percent growth**, from 120,999 pesos in 2022.

## PERFORMANCE OF THE REGIONAL ECONOMIES, GROWTH RATES: 2022 to 2023

(IN PERCENT)

