



# JANUARY 2024

PRELIMINARY RESULTS

## ORIENTAL MINDORO

# CONSTRUCTION STATISTICS



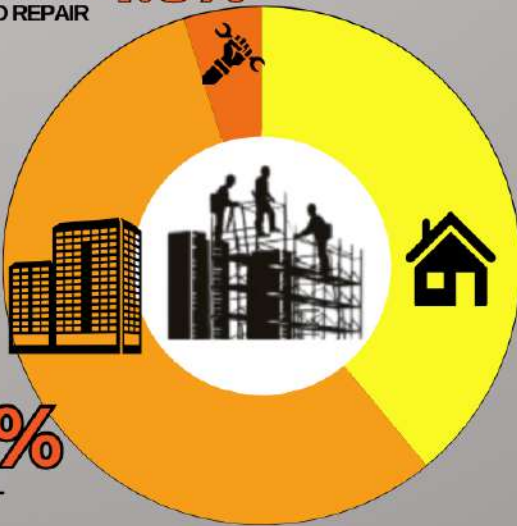
### APPROVED BUILDING PERMITS

# 82

Release Date: April 23, 2024  
Reference No.: 2024-IG-027

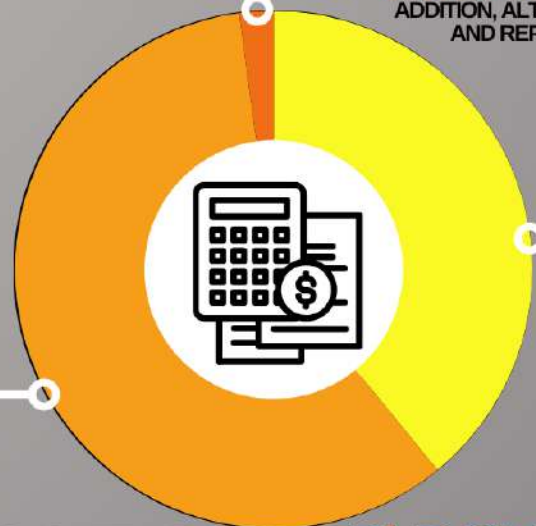
#### TYPE OF CONSTRUCTION

ADDITION, ALTERATION AND REPAIR **4.8%**



#### VALUE OF CONSTRUCTION

**Php 3.37M**  
ADDITION, ALTERATION AND REPAIR



**Php 92.73M**  
NON-RESIDENTIAL BUILDINGS

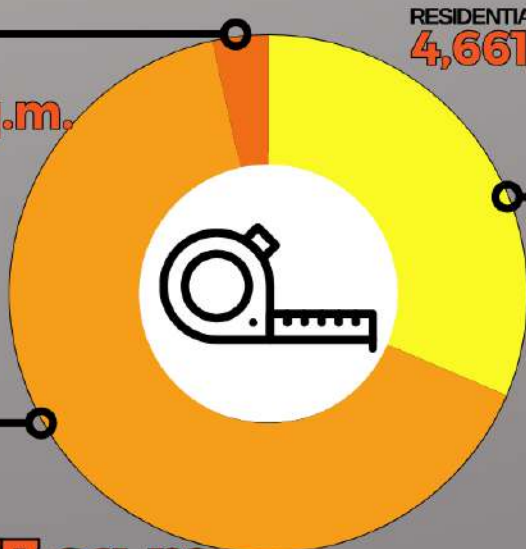
**Php 61.69M**  
RESIDENTIAL BUILDINGS

M - million

#### FLOOR AREA

**514 sq.m.**

ADDITION, ALTERATION AND REPAIR



RESIDENTIAL BUILDINGS  
**4,661 sq.m.**

**9,677 sq.m.**  
NON-RESIDENTIAL BUILDINGS

sq.m. - square meters



Building Construction Statistics are generated from the building construction permits collected by PSA field personnel from the local building officials in the province. These include new construction and additions, alterations and repairs of residential and non-residential buildings and other structures, and their corresponding floor area, value and classification.

The Statistics Generated are the following:

TYPE OF CONSTRUCTION

NUMBER

FLOOR AREA

VALUE OF CONSTRUCTION