



FEBRUARY 2024

PRELIMINARY RESULTS

ORIENTAL MINDORO

CONSTRUCTION STATISTICS



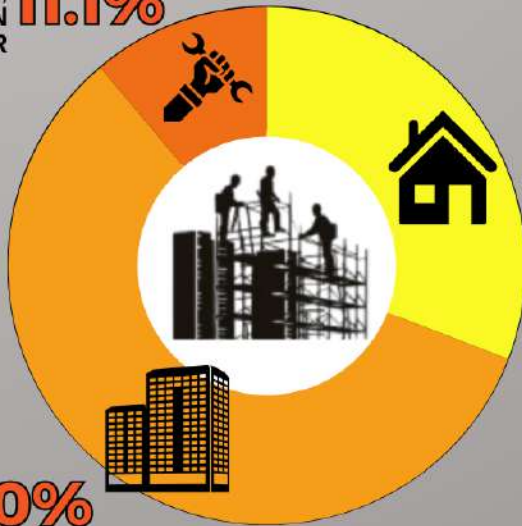
APPROVED BUILDING PERMITS

81

Release Date: May 06, 2024
Reference No.: 2024-IG-028

TYPE OF CONSTRUCTION

ADDITION, ALTERATION AND REPAIR **11.1%**

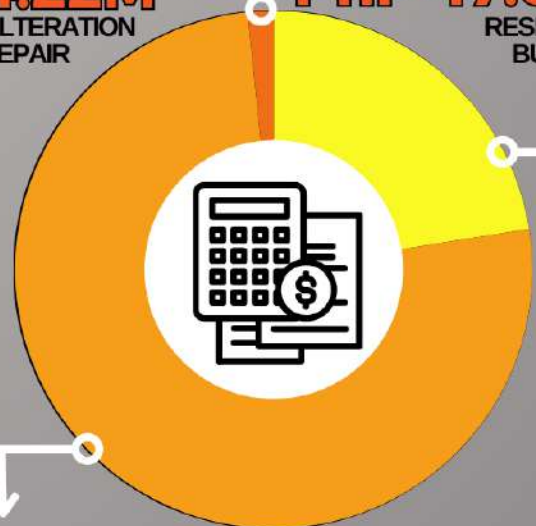


30.9%
RESIDENTIAL BUILDINGS

58.0%
NON-RESIDENTIAL BUILDINGS

VALUE OF CONSTRUCTION

Php 4.22M
ADDITION, ALTERATION AND REPAIR



Php 47.03M
RESIDENTIAL BUILDINGS

Php 158.71M
NON-RESIDENTIAL BUILDINGS

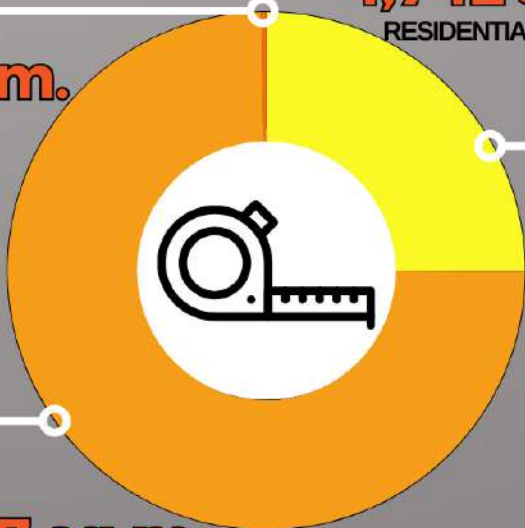
M - million

FLOOR AREA

4,742 sq.m.
RESIDENTIAL BUILDINGS



61 sq.m.
ADDITION, ALTERATION AND REPAIR



14,127 sq.m.
NON-RESIDENTIAL BUILDINGS

sq.m. - square meters

Building Construction Statistics are generated from the building construction permits collected by PSA field personnel from the local building officials in the province. These include new construction and additions, alterations and repairs of residential and non-residential buildings and other structures, and their corresponding floor area, value and classification.

The Statistics Generated are the following:

TYPE OF CONSTRUCTION

NUMBER

FLOOR AREA

VALUE OF CONSTRUCTION



Visit us at rssomimaropa.psa.gov.ph/orientalmindoro



For Technical Inquiries orientalmindoro@psa.gov.ph



Like us on Facebook
PSA Oriental Mindoro



Follow us on Twitter
@PSA_OrMindoro