



# MARCH 2024

PRELIMINARY RESULTS

## ORIENTAL MINDORO

# CONSTRUCTION STATISTICS



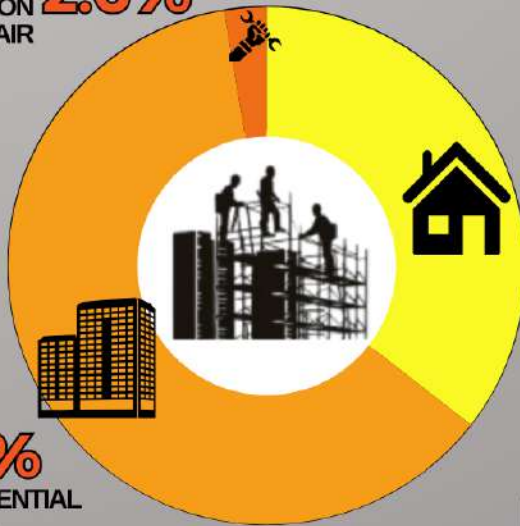
### APPROVED BUILDING PERMITS

# 76

Release Date: May 28, 2024  
Reference No.: 2024-IG-032

#### TYPE OF CONSTRUCTION

ADDITION, ALTERATION AND REPAIR **2.6%**



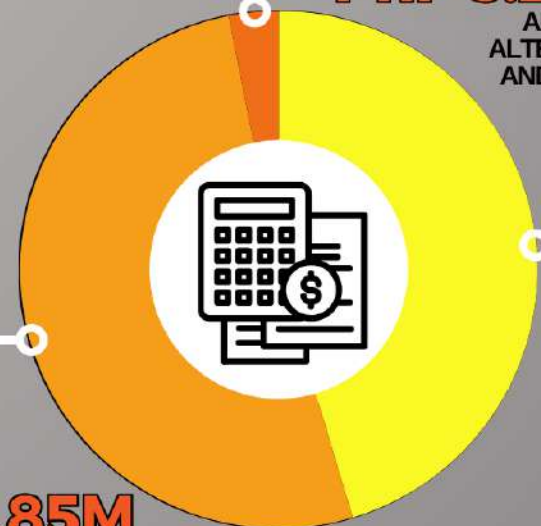
**61.8%**  
NON-RESIDENTIAL BUILDINGS

**35.5%**  
RESIDENTIAL BUILDINGS

#### VALUE OF CONSTRUCTION

**Php 3.25M**

ADDITION, ALTERATION AND REPAIR



**Php 53.85M**  
NON-RESIDENTIAL BUILDINGS

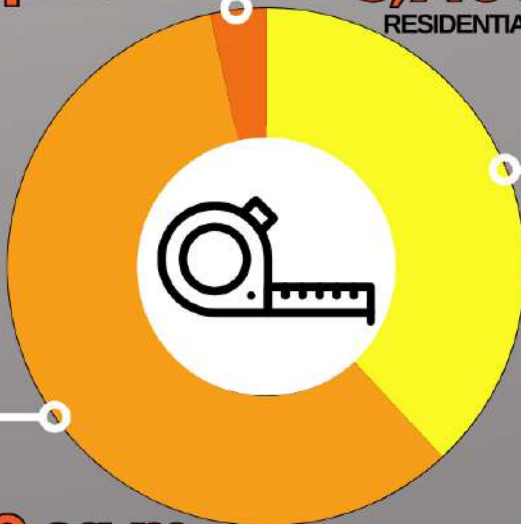
**Php 47.45M**  
RESIDENTIAL BUILDINGS

M - million

#### FLOOR AREA

**341 sq.m.**

ADDITION, ALTERATION AND REPAIR



**3,716 sq.m.**

RESIDENTIAL BUILDINGS

**5,700 sq.m.**  
NON-RESIDENTIAL BUILDINGS

sq.m. - square meters



Building Construction Statistics are generated from the building construction permits collected by PSA field personnel from the local building officials in the province. These include new construction and additions, alterations and repairs of residential and non-residential buildings and other structures, and their corresponding floor area, value and classification.

The Statistics Generated are the following:



TYPE OF CONSTRUCTION



NUMBER



FLOOR AREA



VALUE OF CONSTRUCTION



Visit us at [rssomimaropa.psa.gov.ph/orientalmindoro](http://rssomimaropa.psa.gov.ph/orientalmindoro)



For Technical Inquiries  
[orientalmindoro@psa.gov.ph](mailto:orientalmindoro@psa.gov.ph)



Like us on Facebook  
PSA Oriental Mindoro



Follow us on Twitter  
[@PSA\\_OrMindoro](https://twitter.com/PSA_OrMindoro)