



APRIL 2024

PRELIMINARY RESULTS

ORIENTAL MINDORO

CONSTRUCTION STATISTICS




APPROVED BUILDING PERMITS

143

Release Date: August 20, 2024
Reference No.: 2024-IG-041

TYPE OF CONSTRUCTION

ADDITION, ALTERATION AND REPAIR **6.3%**

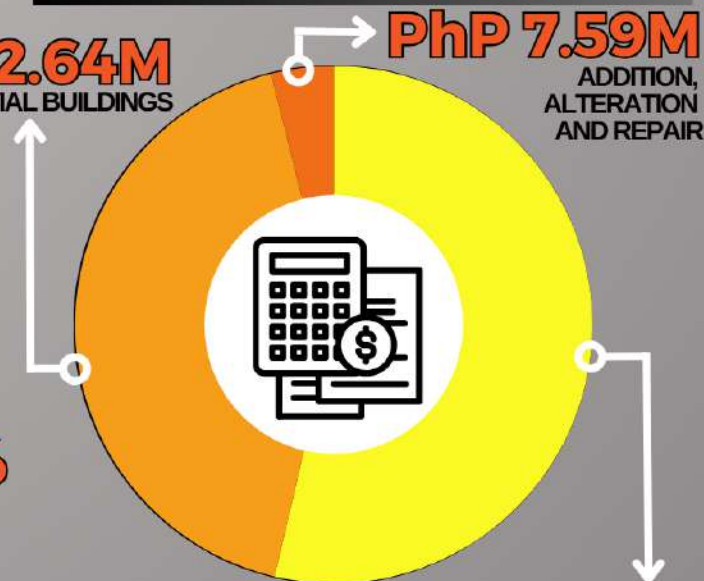


37.8%
NON-RESIDENTIAL BUILDINGS

PHP 82.64M
NON-RESIDENTIAL BUILDINGS

VALUE OF CONSTRUCTION

PHP 7.59M
ADDITION, ALTERATION AND REPAIR



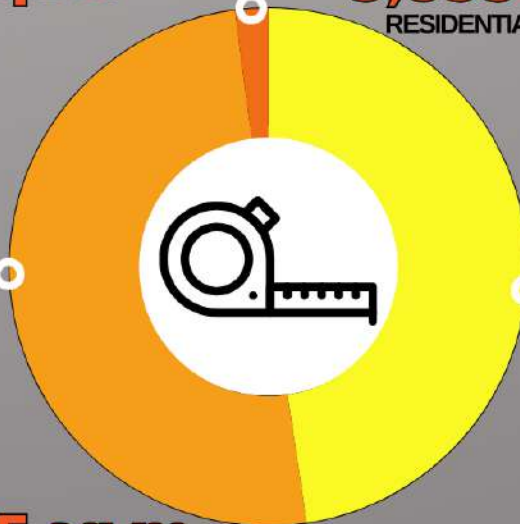
PHP 104.58M
RESIDENTIAL BUILDINGS

M - million

FLOOR AREA

394 sq.m.
ADDITION, ALTERATION AND REPAIR

9,093 sq.m.
RESIDENTIAL BUILDINGS



9,605 sq.m.
NON-RESIDENTIAL BUILDINGS

sq.m. - square meters



Building Construction Statistics are generated from the building construction permits collected by PSA field personnel from the local building officials in the province. These include new construction and additions, alterations and repairs of residential and non-residential buildings and other structures, and their corresponding floor area, value and classification.

The Statistics Generated are the following:



TYPE OF CONSTRUCTION



NUMBER



FLOOR AREA



VALUE OF CONSTRUCTION



Visit us at rssomimaropa.psa.gov.ph/orientalmindoro



For Technical Inquiries
orientalmindoro@psa.gov.ph



Like us on Facebook
PSA Oriental Mindoro



Follow us on Twitter
[@PSA_OrMindoro](https://twitter.com/PSA_OrMindoro)