



MAY 2024

PRELIMINARY RESULTS

ORIENTAL MINDORO

CONSTRUCTION STATISTICS



APPROVED BUILDING PERMITS

116

Release Date: August 30, 2024
Reference No.: 2024-IG-045

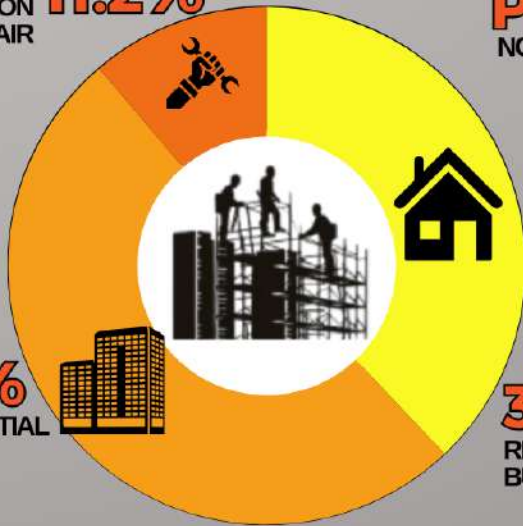
TYPE OF CONSTRUCTION

ADDITION, ALTERATION AND REPAIR **11.2%**

50.9%
NON-RESIDENTIAL BUILDINGS

Php 155.13M
NON-RESIDENTIAL BUILDINGS

37.9%
RESIDENTIAL BUILDINGS



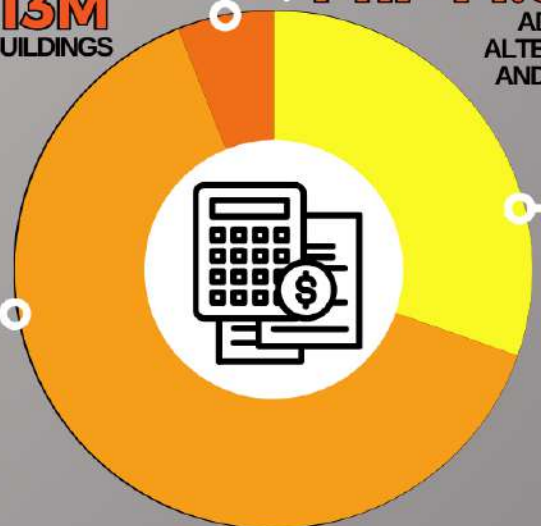
VALUE OF CONSTRUCTION

Php 14.64M

ADDITION, ALTERATION AND REPAIR

Php 74.16M
RESIDENTIAL BUILDINGS

M - million



FLOOR AREA

1,343 sq.m.

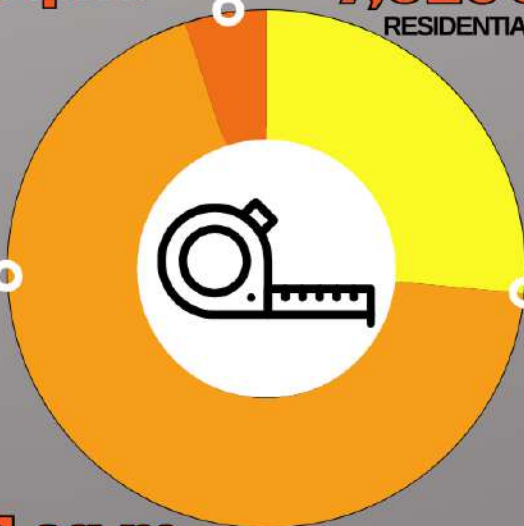
ADDITION, ALTERATION AND REPAIR

7,026 sq.m.

RESIDENTIAL BUILDINGS

18,131 sq.m.
NON-RESIDENTIAL BUILDINGS

sq.m. - square meters



Building Construction Statistics are generated from the building construction permits collected by PSA field personnel from the local building officials in the province. These include new construction and additions, alterations and repairs of residential and non-residential buildings and other structures, and their corresponding floor area, value and classification.

The Statistics Generated are the following:

TYPE OF CONSTRUCTION

NUMBER

FLOOR AREA

VALUE OF CONSTRUCTION



Visit us at rssomimaropa.psa.gov.ph/orientalmindoro



For Technical Inquiries orientalmindoro@psa.gov.ph



Like us on Facebook
PSA Oriental Mindoro



Follow us on Twitter
@PSA_OrMindoro