



JULY 2024

PRELIMINARY RESULTS

ORIENTAL MINDORO

CONSTRUCTION STATISTICS



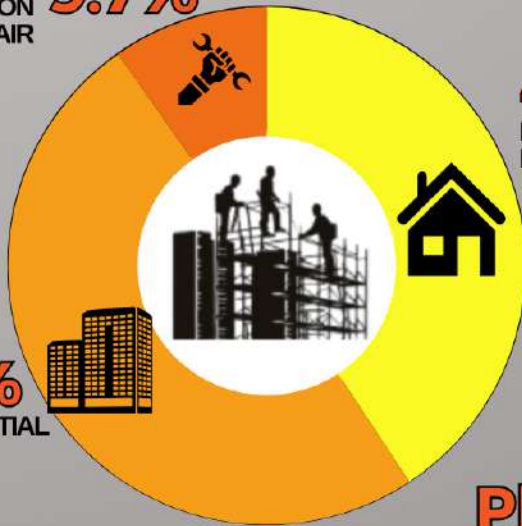
APPROVED BUILDING PERMITS

113

Release Date: October 10, 2024
Reference No.: 2024-IG-050

TYPE OF CONSTRUCTION

ADDITION, ALTERATION AND REPAIR **9.7%**



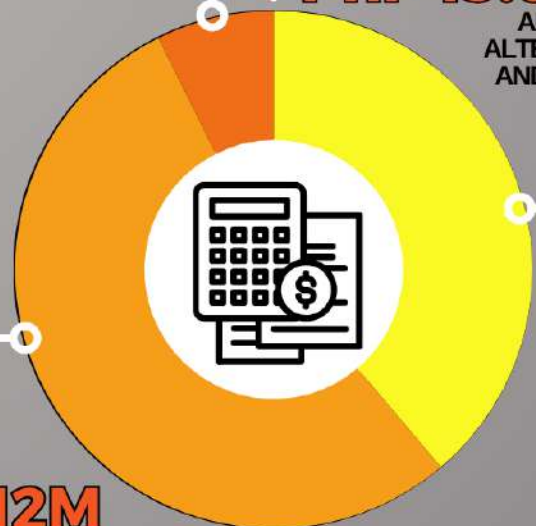
40.7%
RESIDENTIAL BUILDINGS

49.6%
NON-RESIDENTIAL BUILDINGS

VALUE OF CONSTRUCTION

Php 19.68M

ADDITION, ALTERATION AND REPAIR



Php 144.12M
NON-RESIDENTIAL BUILDINGS

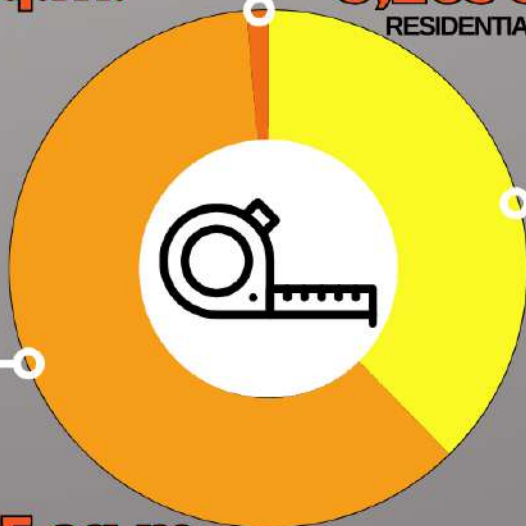
Php 103.93M
RESIDENTIAL BUILDINGS

M - million

FLOOR AREA

329 sq.m.

ADDITION, ALTERATION AND REPAIR



9,263 sq.m.
RESIDENTIAL BUILDINGS

14,995 sq.m.
NON-RESIDENTIAL BUILDINGS

sq.m. - square meters



Building Construction Statistics are generated from the building construction permits collected by PSA field personnel from the local building officials in the province. These include new construction and additions, alterations and repairs of residential and non-residential buildings and other structures, and their corresponding floor area, value and classification.

The Statistics Generated are the following:



TYPE OF CONSTRUCTION



NUMBER



FLOOR AREA



VALUE OF CONSTRUCTION



Visit us at rssomimaropa.psa.gov.ph/orientalmindoro



For Technical Inquiries orientalmindoro@psa.gov.ph



Like us on Facebook
PSA Oriental Mindoro



Follow us on Twitter
@PSA_OrMindoro