

APRIL 2025 INFLATION RATE PROVINCE OF PALAWAN

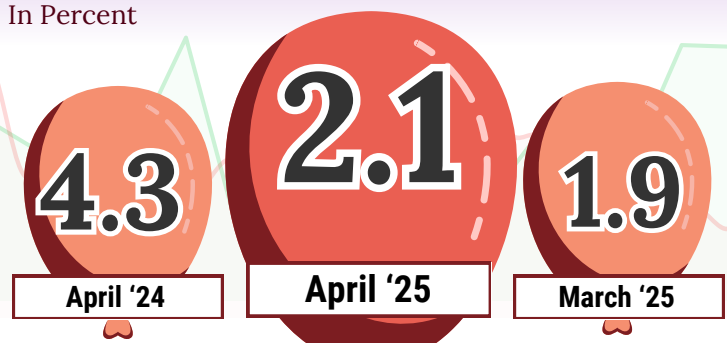
FOR BOTTOM 30% INCOME HOUSEHOLDS (2018=100)

Reference No.: 2025-IG-016

Date of Release: 09 May 2025

INFLATION RATE

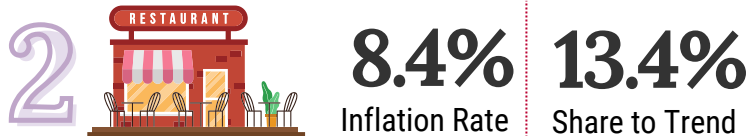
In Percent



MAIN SOURCES OF ACCELERATION



Food and Non-Alcoholic Beverages



Restaurants and Accommodation Services



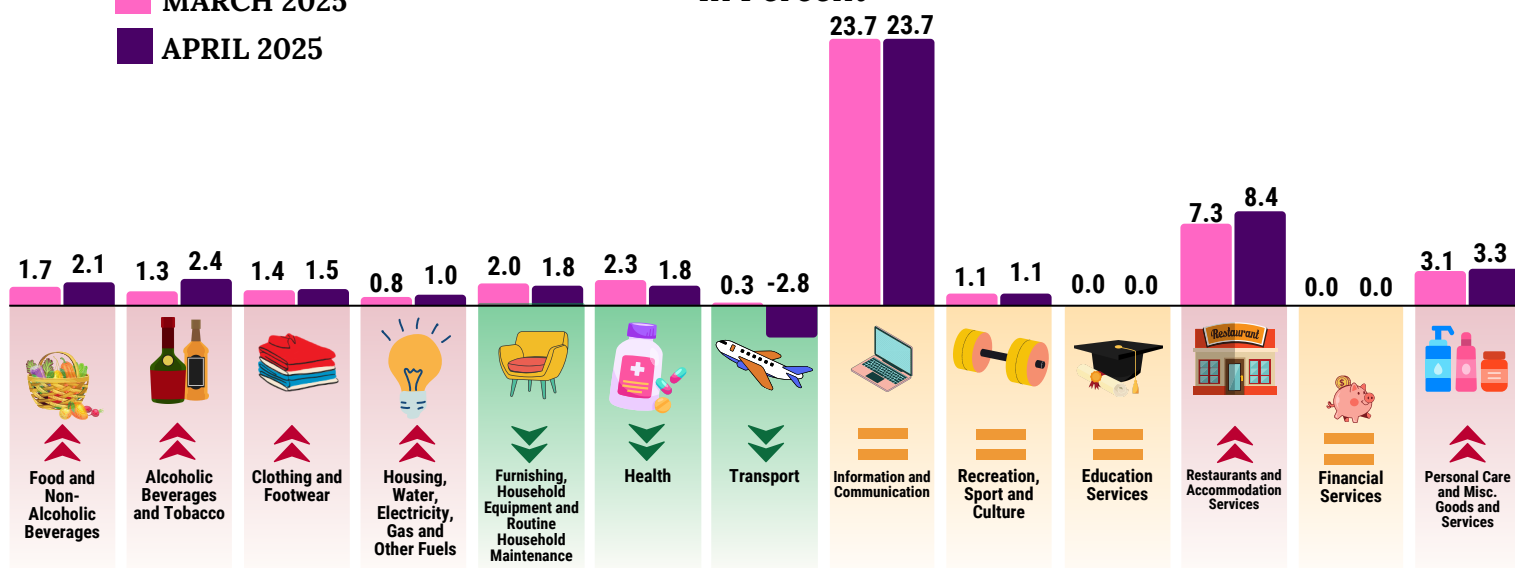
Housing, Water, Electricity, Gas and Other Fuels

INFLATION RATES BY MAJOR COMMODITY GROUPS

MARCH 2025

APRIL 2025

In Percent



FOOD INFLATION


In Percent

HIGHER

1.4

LOWER

1.8



TOP 5 CONTRIBUTORS TO THE OVERALL INFLATION OF PALAWAN

MARCH 2025

APRIL 2025

In Percent

