




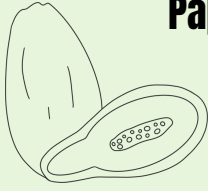






# CROPS PRODUCTION IN ROMBLON PROVINCE

## Top 10 Crops in Romblon by Volume of Production Fourth Quarter 2023 and 2024

1		<b>Coconut with husk</b> 2024- 60,458.05 MT 2023- 58,397.36MT Percent Change: 3.53	6		<b>Gabi (Taro)</b> 2024- 305.05 MT 2023- 315.38 MT Percent Change: (3.28)
2		<b>Banana</b> 2024- 1,514.72 MT 2023- 1,494.42 MT Percent Change: 1.36	7		<b>Squash fruit</b> 2024- 170.75MT 2023- 161.12 MT Percent Change: 5.98
3		<b>Cassava, fresh tubers</b> 2024- 639.00 MT 2023- 660.44 MT Percent Change: (3.25)	8		<b>Papaya, green</b> 2024- 128.44 MT 2023- 141.66 MT Percent Change: (9.33)
4		<b>Camote (Sweet Potato)</b> 2024- 410.46 MT 2023- 425.46 MT Percent Change: (3.53)	9		<b>Coconut, leaves</b> 2024- 94.65 MT 2023- 95.84 MT Percent Change: (1.24)
5		<b>Coconut sap (Tuba)</b> 2024- 314.25 MT 2023- 332.71 MT Percent Change: (5.55)	10		<b>Jackfruit, young</b> 2024- 87.12 MT 2023- 68.87 MT Percent Change: 26.50