

MAY 2024 INFLATION RATE PROVINCE OF PALAWAN

FOR ALL INCOME HOUSEHOLDS (2018=100)

INFLATION RATE



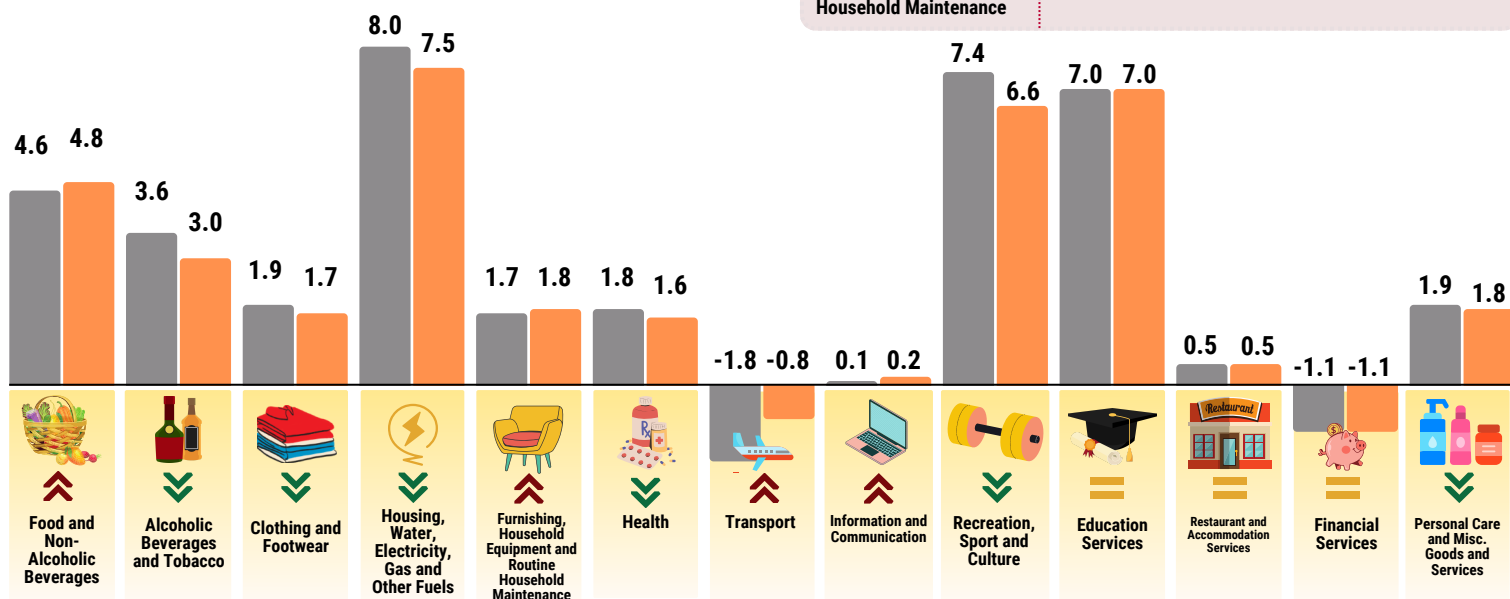
PURCHASING POWER OF PESO

PhP 0.78



MAJOR COMMODITY GROUPS

■ APRIL 2024 ■ MAY 2024



MAIN SOURCES OF ACCELERATION OF THE MAY 2024 INFLATION



Food and Non-Alcoholic Beverages

4.8%

Inflation

56.3%

Share to Trend



Transport

-0.8%

Inflation

41.0%

Share to Trend



Furnishings, Household Equipment and Routine Household Maintenance

1.8%

Inflation


1.6%

Share to Trend

4.9

FOOD
INFLATION
(In Percent)

HIGHER INFLATION



Vegetables, Tubers, Plantains, cooking Bananas and Pulses

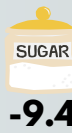
LOWER INFLATION




Rice



Milk, Other Dairy Products and Egg



Sugar, Confectionery and Desserts



1.0

Flour, Bread and Other Bakery Products, Pasta Products and Other Cereals



3.5

Fruits and Nuts



2.1

Ready-made Food and Other Food Products



2.6

Meat and Other Parts of Slaughtered Land Animals



-1.8

Corn

Reference No.: 2024IG-011