



Reference No.:2025PS059-014

FISHERIES SITUATION REPORT

ROMBLON, 2024

VOLUME OF PRODUCTION

The total Fisheries volume of production for 2024 posted at:

7,669.12
metric tons



PERCENT CHANGE

The production for 2024 exhibited a

6.88%






















or 7,669.12 metric tons compared to the 8,235.51 metric tons in 2023.

VALUE OF PRODUCTION

The total value of production for the 2024 posted at:

Php
928,862.60

TOP 10 SPECIES (IN METRIC TONS) AND PERCENT CHANGE

SPECIES CAUGHT	2023	2024	PERCENT CHANGE
 Round Scad	733.58 metric tons	1,393.86 metric tons	90.01% 
 Big-eyed scad	648.82 metric tons	1,041.34 metric tons	60.50% 
 Others	835.72 metric tons	677.32 metric tons	18.95 
 Bali sardinella	361.53 metric tons	661.77 metric tons	83.05 
 Skipjack	510.54 metric tons	566.27 metric tons	10.92 
 Frigate tuna	592.63 metric tons	414.79 metric tons	10.92 
 Squid	249.82 metric tons	251.03 metric tons	0.48 
 Threadfin bream	121.89 metric tons	240.70 metric tons	97.47 
 Indian mackerel	173.51 metric tons	225.63 metric tons	30.04 
 Anchovies	1,117.40 metric tons	216.17 metric tons	80.65 