


DEMOGRAPHIC CHARACTERISTICS OF OVERSEAS WORKERS

from the Province of ROMBLON



An **overseas worker** refers to a person 15 years old over who is a household member and the one who is currently out of the country due to an overseas employment. He/she may or may not have a specific work contract or may be presently at home on vacation but has an existing overseas employment to return to.

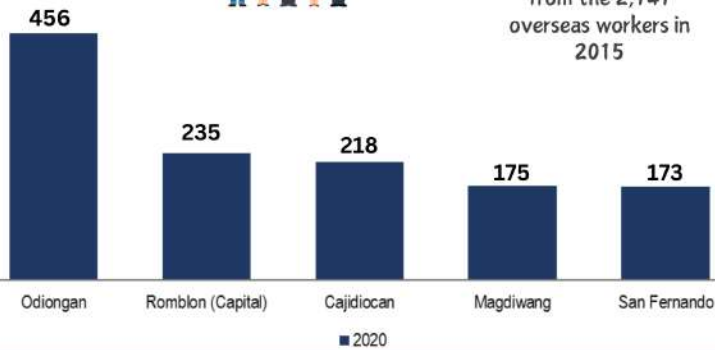
TOP FIVE MUNICIPALITIES WITH THE HIGHEST OVERSEAS WORKER POPULATION

2,358

Overseas Workers from Romblon in 2020



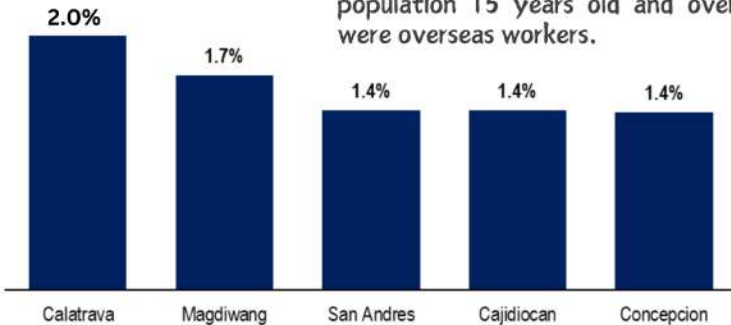
↓ 14.2%
from the 2,747
overseas workers in
2015



TOP FIVE MUNICIPALITIES WITH THE HIGHEST PROPORTION OF OVERSEAS WORKERS

1.1 percent

of the Romblon's household population 15 years old and over were overseas workers.



AGE-SEX POPULATION DISTRIBUTION OF OVERSEAS WORKERS

The overseas worker population of ROMBLON in 2020 translated to a sex ratio of **123 males per 100 females.**

55.1%
(1,300)
Male Overseas Workers

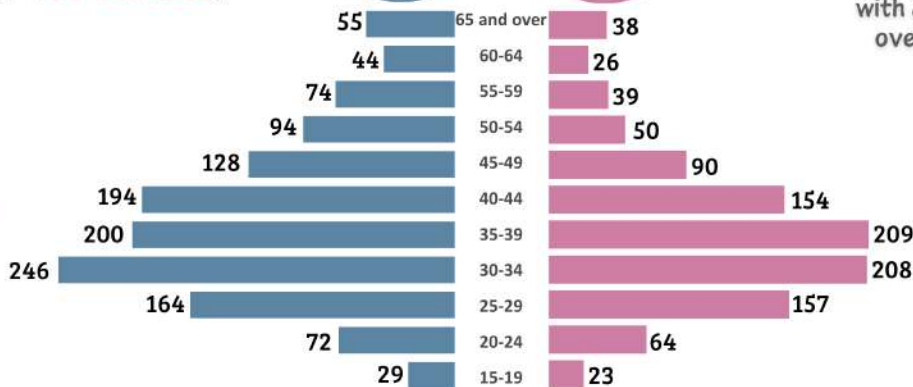
44.9%
(1,058)
Female Overseas Workers

The highest representation of overseas workers in terms of age group falls between

30 to 34 years old
with a 19.3 percent share to the overseas workers population.



MALE



FEMALE



PERCENTAGE DISTRIBUTION OF OVERSEAS WORKERS BY HIGHEST GRADE COMPLETED

Nearly 2 out of 3 overseas workers or **59.9 percent** had reached or completed college level (Graduate: 46.9%, Undergraduate: 13.0%).

