


NUMBER OF HOUSEHOLD HEAD BY SEX AGE GROUP IN MIMAROPA REGION


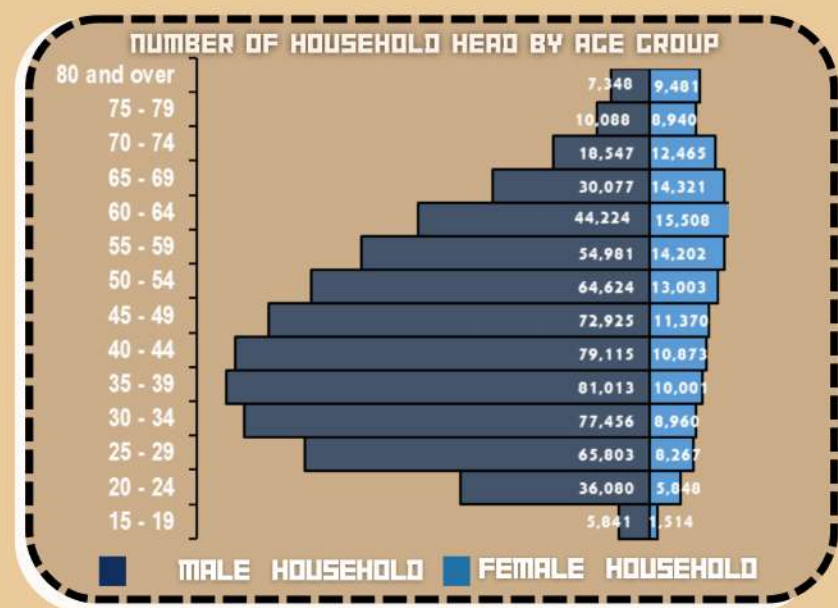
(2020 Census of Population and Housing)

Reference No. 2024-IG-73

OF 792,875 HOUSEHOLD HEADS IN THE MIMAROPA REGION IN 2020, 648,122 WERE MALE AND 144,753 WERE FEMALE. THIS TRANSLATES TO A SEX RATIO OF 448.



Household head refers to the person who generally provides the chief source of income for the household unit, and is responsible for the organization and care of the household or who is regarded as such by the members of the household.

Number of Household Head By Sector

| Age Group | School Going | Working | Senior | Old Age |
|--------------|--|---------------|---------------|---------------|
| 15-24 | MALE | MALE | MALE | MALE |
| | 41,921 | 582,062 | 110,284 | 66,060 |
| | FEMALE | FEMALE | FEMALE | FEMALE |
| | 7,362 | 99,546 | 60,715 | 45,207 |
| | SEX RATIO OF MALE (PER 100 FEMALE HOUSEHOLD HEAD) | | | |
| | 569 | 585 | 182 | 146 |