

# ORIENTAL MINDORO INFLATION RATE

FOR ALL INCOME HOUSEHOLDS  
JULY 2025 (2018=100)

Release Date: 11 August 2025  
Reference No: 2025-IG-131

## INFLATION RATES



## MAIN SOURCES OF DECELERATION: ORIENTAL MINDORO



HOUSING, WATER  
ELECTRICITY, GAS  
AND OTHER FUELS



FOOD AND  
NON-ALCOHOLIC  
BEVERAGES

SHARE TO DOWNWARD TREND IN INFLATION

74.8%





24.1%

	July 2025	June 2025	2025
Electricity	0.8	4.6	-9.3
Water	34.5	51.6	-17.1





	July 2025	June 2025	2025
Vegetables, etc	2.2	2.7	-0.5
Cereals, etc.	-11.2	-10.4	-0.8

## INFLATION RATES FOR FOOD GROUPS

### Lower Inflation

	Corn	July 2025	4.1	June 2025	8.5
	Meat and others	July 2025	17.6	June 2025	18.4
	Milk, Other Dairy Products, etc	July 2025	2.1	June 2025	3.7
	Fruits and nuts	July 2025	12.0	June 2025	12.3
	Ready-Made Food, etc.	July 2025	2.3	June 2025	2.9

### Higher Inflation

	Flour, Bread, etc.	July 2025	1.6	June 2025	1.3
	Fish and Other Seafood	July 2025	4.7	June 2025	3.8
	Oils and Fats	July 2025	19.3	June 2025	14.2
	Sugar, Confectionery, etc.	July 2025	0.4	June 2025	0.2

### Positive to Negative Inflation

	Vegetables, Tubers, etc.	July 2025	-1.4	June 2025	2.2
---	--------------------------	-----------	------	-----------	-----

### Faster Negative Inflation

	Rice	July 2025	-15.0	June 2025	-13.8
--	------	-----------	-------	-----------	-------



## Inflation Rate (IR)

is the annual rate of change or the year-on-year change of the CPI expressed in percent.

## MAJOR CONTRIBUTORS TO THE JULY 2025 INFLATION

	<b>1</b> FOOD AND NON-ALCOHOLIC BEVERAGES	INFLATION	2.2
		PERCENT SHARE	62.4
	Meat and Others	July 2025	17.6
		June 2025	18.4
	Fish and other seafood	July 2025	4.7
		June 2025	3.8
	Fruits and Nuts	July 2025	12.0
		June 2025	12.3
	<b>2</b> ALCOHOLIC BEVERAGES AND TOBACCO	INFLATION	4.9
		PERCENT SHARE	13.1
	Tobacco	July 2025	5.8
		June 2025	6.4
	Alcoholic Beverages	July 2025	3.3
		June 2025	2.1
	<b>3</b> HOUSING, WATER, ELECTRICITY, GAS AND OTHER FUELS	INFLATION	0.8
		PERCENT SHARE	12.7
	Actual Rentals for Housing	July 2025	4.8
		June 2025	3.1
	Water Supply, etc.	July 2025	34.5
		June 2025	51.6
	Maintenance, repair, etc.	July 2025	2.5
		June 2025	1.9