

Household Population

3,212,287



=



1,573,463

WOMEN

+



1,638,824

MEN

In the MIMAROPA Region,

Sex Ratio is **104.**

This means, there were

104 males



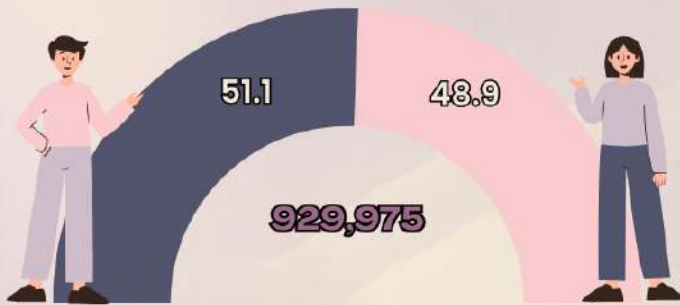
for every

100 females.



Youth Household Population

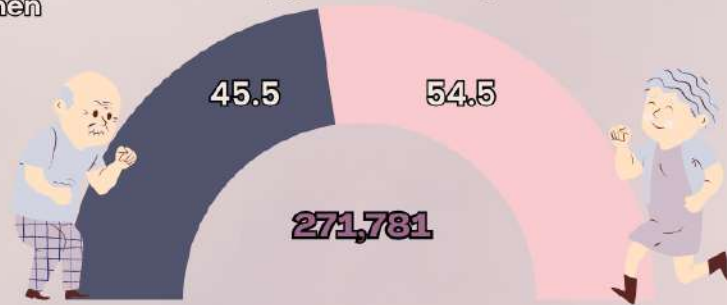
(aged 15-30)



*figures on the graph are in percentage

Senior Citizen Household Population

(aged 60 and over)



Young Dependents Household Population

(aged 0-14)




Young dependents who were under 15 years old totalled to

1,045,884

Old Dependents Household Population

(aged 65 and over)



Old dependents who were 65 years old and over totalled to

174,574

*figures on the graph are in percentage

School-Age Household Population

(aged 5-24)



School-age population accounted for

1.35 million

*figures on the graph are in percentage

Working-Age Household Population

(aged 15-64)



Working-age population accounted for

1.99 million