

VEGETABLES AND ROOT CROPS

VOLUME OF PRODUCTION








(in metric tons)

First Semester of 2024

TOP PRODUCING PROVINCE BY CROP

(in metric tons)

First Semester of 2024

CROP	VOLUME OF PRODUCTION		YEAR-ON-YEAR CHANGE (%)
 Bitter Gourd	2023 1115.68	2024 947.17	-15.1 ↓
 Sweet Potato	2023 7584.43	2024 5997.86	-20.9 ↓
 Cassava	2023 12558.91	2024 11545.71	-8.1 ↓
 Eggplant	2023 4171.37	2024 2461.81	-40.9 ↓
 Mungbean	2023 1204.43	2024 550.54	-54.3 ↓
 Onion (mature bulb)	2023 50685.73	2024 41565.38	-17.9 ↓
 Tomato	2023 2678.95	2024 2208.56	-17.6 ↓

ORIENTAL MINDORO

TOMATO

1,067.05

AMPALAYA

331.14

OCCIDENTAL MINDORO

ONION

35,702.61

MONGO

459.55

PALAWAN

CASSAVA

4,410.46

SWEET POTATO

2,032.86

AREA/PLANTED HARVESTED

(in hectares)

First Semester of 2024

