

PSA Marinduque PSO Supports Senior Citizens During Social Pension Pay-Out Activities in Santa Cruz

PSA PSO Marinduque personnel provided National ID access through house-to-house registration services across the province of Marinduque

The Philippine Statistics Authority (PSA) – Marinduque Provincial Statistical Office, in partnership with the Local Government Unit (LGU) of Santa Cruz and the Department of Social Welfare and Development (DSWD), actively participated in the Social Pension pay-out activities for senior citizens in four barangays of Santa Cruz - Punong, Ipil, Balogo, and Aturan, held on 18 and 19 June 2025, respectively.

On the first day, the pay-out in Barangay Punong served senior citizens from the clustered barangays of Punong, San Isidro, and Lamesa, while the pay-out in Barangay Ipil covered beneficiaries from Kamandugan, Ipil, and Botilao. Both events were conducted at their respective barangay covered courts. On the second day, the pay-out in Barangay Balogo catered senior citizens from Balogo, Kalangkang, and Kasily, while the Barangay Aturan pay-out served beneficiaries from Aturan, Dolores, and Dating Bayan.

The National ID Registration Team, together with Birth Registration Coordinator Shiela Mae Matining, was on-site to provide essential information on the process and requirements for delayed registration under the Birth Registration Assistance Project (BRAP). The team also facilitated on-site registration for individuals who had not yet enrolled in the National ID system. Additionally, names of potential BRAP beneficiaries were gathered for verification and inclusion in future registration activities.

A noteworthy highlight of the activity was the issuance of birth certificates printed on Security Paper (SECPA), free of charge, to two senior citizens from Barangays Punong and Dolores. The recipients, a BRAP-identified octogenarian and nonagenarian, expressed their gratitude, noting that the document would now allow them to process and claim their long-awaited social pensions. #

WHAT'S INSIDE?

- 2 Conduct of the June 2025 Labor Force Survey (LFS) in Marinduque
- 2 PSA Marinduque Conducts 2nd Quarter 2025 Crops and Fisheries Surveys
- 2 PSA Marinduque Expands Civil Registration Services in June 2025

- 3 Monthly Trivia: Marinduque ranks among the provinces in the MIMAROPA Region based on its Basic and Functional Literacy Rates.

NATIONAL ID UPDATES



Nearly 90 percent Registered for National ID in Marinduque

(read on page 3)

National ID in paper format Rollout Reaches Over 167K in Marinduque

(read on page 3)

2.4%

**JUNE 2025
INFLATION REPORT**

(read on page 3)

Conduct of the June 2025 Labor Force Survey (LFS) in Marinduque

The Philippine Statistics Authority (PSA) Marinduque Provincial Statistical Office (PSO) has completed the June 2025 Labor Force Survey (LFS), from 9 – 28 June 2025. The authority and mandate of the PSA to conduct the survey emanates from Republic Act (RA) No. 10625 or the Philippine Statistical Act of 2013, which authorizes the PSA to prepare and conduct periodic censuses on various sectors of the economy.

The LFS is a nationwide survey of households conducted by the PSA to gather data on the demographic and socio-economic characteristics of the population. The monthly LFS is an abridged version of the quarterly or the regular LFS.

For this round of LFS, PSA-Marinduque PSO hired two Statistical Researchers (SRs) to conduct personal interviews with 99 sample households from selected seven barangays from the province's five municipalities, including Ihatub and Lupac in Boac, Bognuyan in Gasan, Sumangga in Mogpog, Kay Duke in Torrijos, and Baguidbirin and Pantayin in Santa Cruz. #



PSA-Marinduque SR conducting interview of respondent from sample household of June 2025 LFS

PSA Marinduque Joins Training-Workshop on Data to Compilation of Provincial Product Accounts

The Philippine Statistics Authority (PSA)-Marinduque, through PPA Focal Person, Statistical Analyst Cedric H. Montiano and PPA-COSW Kane Carol T. Matibag, took part in the June 17–19, 2025 Training-Workshop on Data to Compilation of Provincial Product Accounts (PPA), in preparation for the 2024 PPA Dissemination Fora scheduled on September–October 2025. Batch 1 of the workshop included representatives from the National Capital Region, the Cordillera Administrative Region, Regions I, II, III, IV-A, V, and MIMAROPA.

(continue on page 4)

PSA Marinduque Conducts 2nd Quarter 2025 Crops and Fisheries Surveys



PSA-Marinduque Statistical Researchers conducting interviews with respondents from sample households and establishments for the Second Quarter 2025 Crops Production Survey (left), and for the Quarterly Inland Fisheries and Aquaculture Surveys (right).

The Philippine Statistics Authority (PSA) Marinduque Provincial Statistical Office successfully conducted the Second Quarter 2025 Crops Production Survey (CrPS) from June 14–24, 2025, and the Fisheries Surveys (Inland and Aquaculture) from June 16–25, 2025.

The CrPS, conducted quarterly, aims to generate data on volume of production, area planted/harvested, and farmgate prices for crops other than palay and corn. Four Statistical Researchers (SRs) interviewed 2 sample establishments and 332 sample households from 56 barangays.

For fisheries, the Quarterly Inland Fisheries Survey (QIFS) and Quarterly Aquaculture Survey (QAqS) gathered data on the volume and price of species caught and harvested. Three SRs interviewed respondents from 75 aquafarms in five municipalities and 20 inland fishing households across five barangays, using Computer-Assisted Personal Interview (CAPI).

These surveys support agriculture and fisheries planning through accurate, timely data. #

CIVIL REGISTRATION CORNER

PSA Marinduque Expands Civil Registration Services in June 2025

Throughout June 2025, the Philippine Statistics Authority (PSA) Marinduque Provincial Statistical Office, in partnership with various LGUs and LCROs, conducted several outreach activities to bring civil registration and National ID services closer to communities.

June 3–5 – Mogpog:

A three-day training on Adoption and Foundling Laws (RA 11642 & RA 11767) was held in collaboration with PSA RSSO MIMAROPA. LCRO and MSWDO staff participated in lectures, workshops, and case simulations to improve registration practices.

June 9 – Boac & Gasan:

During the Brigada Eskwela Kick-Off, PSA joined activities at Poras Elementary School and conducted mobile civil registration services at Bachao Ilaya Elementary School in Gasan, providing access to birth, marriage, and death registrations.

June 10 – Gasan:

At Antipolo Elementary School, PSA and Gasan LCRO continued Brigada Eskwela efforts with mobile acceptance of PSA document requests and civil registration education.

June 13 – Boac:

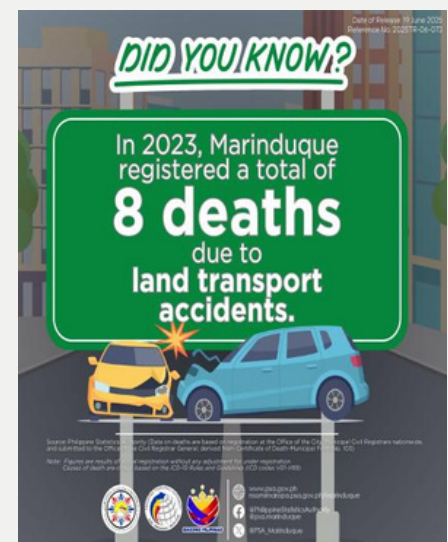
In Barangay Duyay, PSA and Boac LGU distributed birth certificates under the Birth Registration Assistance Project (BRAP) and held National ID registration. Three senior citizens received their SECPA copies.

June 26 – Santa Cruz:

PSA, Santa Cruz LGU, and LCRO conducted mobile registration in Barangay Masalukot, processing 23 delayed birth registrations, enrolling residents in PhilSys, and identifying new BRAP candidates.

These efforts reflect PSA Marinduque's strong commitment to inclusive, accessible, and community-based civil registration services. #

TRIVIA



June 2025 Inflation Report

(continued from page 1)

The headline inflation rate at the provincial level increased to 2.4 percent in June 2025, a change of 1.4 percentage points from the previous month. In the same month of the previous year, it was recorded at 0.5 percent. The uptrend in inflation in June 2025 was mainly driven by the combined acceleration in the indices for selected commodity groups, such as food and non-alcoholic beverages at 3.7 percent, housing, water, electricity, gas and other fuels at 2.9 percent, and transport at -0.5 percent.

Furthermore, a higher annual increment was also observed in the inflation rates of the following commodity groups compared to the previous month, as follows:

- Recreation, sport and culture, at 2.8 percent;
- Information and communication, at 0.3 percent; and
- Clothing and footwear, at 1.2 percent.

On the other hand, lower annual indices were observed in the inflation rates for alcoholic beverages and tobacco and furnishings, household equipment, and routine household maintenance, at 5.7 percent and 3.0 percent, respectively.

Meanwhile, the indices of the following commodity groups remained unchanged compared to the annual figures from the previous month, as follows:

- Health, at 1.6 percent;
- Education services, at 1.1 percent;
- Restaurants and accommodation services, at 0.0 percent;
- Financial services, at 0.0 percent; and
- Personal care, and miscellaneous goods and services, at 1.0 percent.

The province's food index accelerated to 3.7 percent in June 2025, up from 0.6 percent in the previous month, representing a change of 3.1 percentage points. In June 2024, the food inflation rate was lower, recorded at -2.2 percent. The uptrend in food inflation was mainly driven by the acceleration in the indices of fish and other seafood at 21.6 percent, fruits and nuts at 13.0 percent, and sugar, confectionery, and desserts at 2.8 percent.

The Purchasing Power of Peso (PPP) in Marinduque decreased to PhP 0.75 in June 2025. The PPP was registered at PhP 0.77 in June 2024. As a result, the amount of goods that can be presently purchased by consumers were fewer compared to when the PPP was higher. #

JUNE 2025 INFLATION RATE

2.4%

ALL INCOME
HOUSEHOLDS

2.2%

BOTTOM 30%
INCOME HOUSEHOLDS

JUNE 2025 CONSUMER PRICE INDEX

CPI

PhP 133.0

ALL INCOME
HOUSEHOLDS

PhP 132.1

BOTTOM 30%
INCOME HOUSEHOLDS

JUNE 2025 PURCHASING POWER OF PESO

PPP

PhP 0.75

NOTES:

All **Income Households** represent the entire range of households across all income levels, encompassing high-income, middle-income, and low-income groups. In contrast, **Bottom 30% Income Households** specifically refer to households that fall within the lowest 30% of income distribution.

NATIONAL ID UPDATES:

Nearly 90 percent Registered for National ID in Marinduque

(continued from page 1)

By the end of Q2 2025, a total of 214,911 Marinduqueños have been registered under the National ID System, highlighting strong provincial participation.

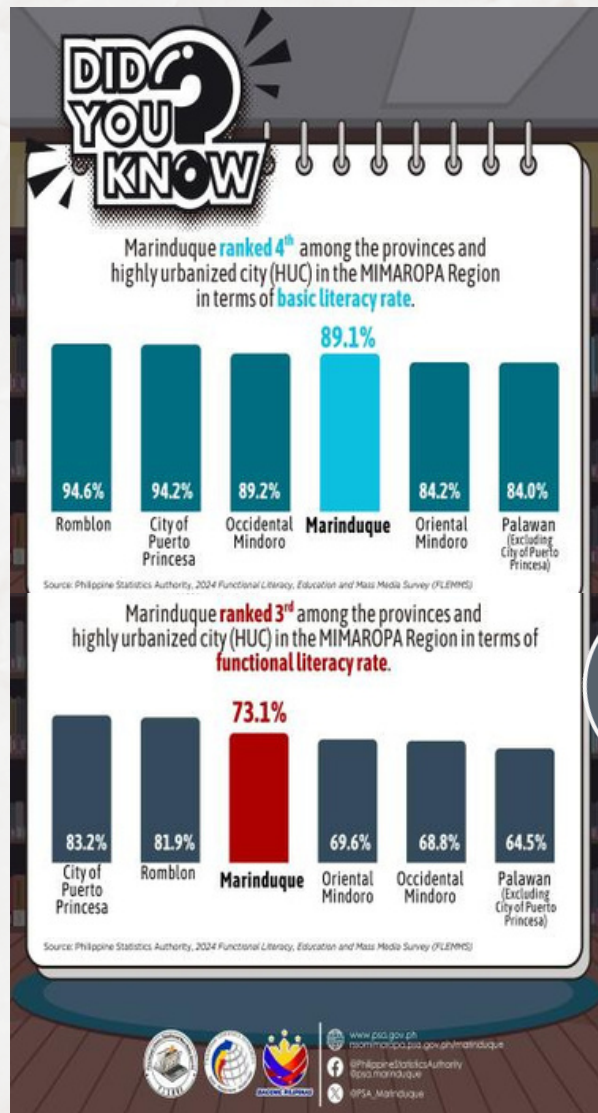
Boac led with 54,835 registrants, followed by Santa Cruz (48,837), Gasan (31,344), Mogpog (29,708), Torrijos (27,847), and Buenavista (22,340)—showing consistent engagement across all municipalities. #

National ID in paper format Rollout Reaches Over 167K in Marinduque

(continued from page 1)

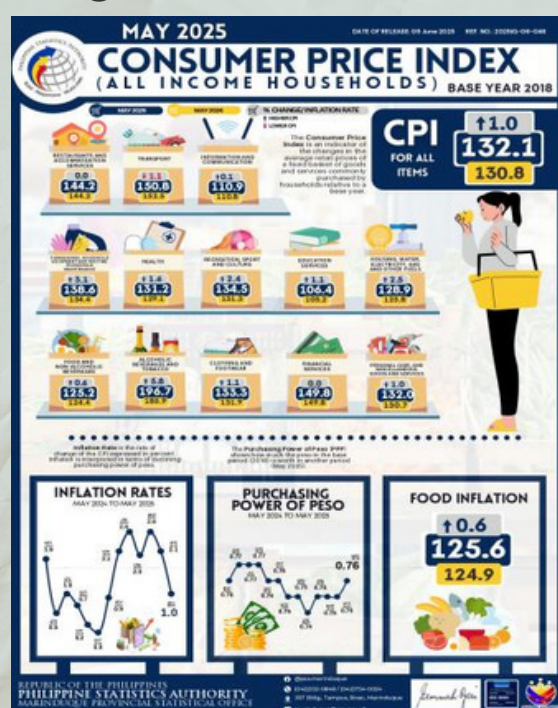
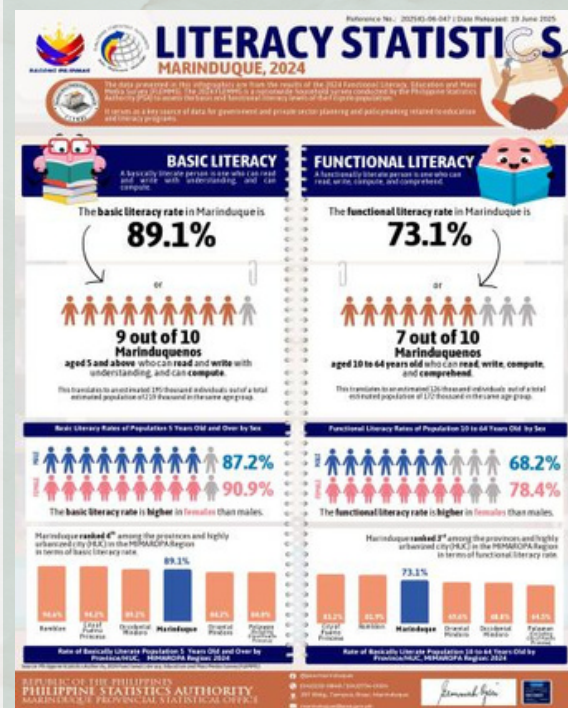
Alongside registration, the province has distributed 167,542 paper-format National IDs. Santa Cruz recorded the highest number of distributed IDs at 42,431, followed by Boac (34,426), Gasan (25,692), Torrijos (23,752), Mogpog (23,743), and Buenavista (17,401).

An additional 97 IDs were issued to residents from other provinces. #



TRIVIA

Statistics in Figures



WHAT'S THAT?

The Philippine Statistics Authority (PSA) inaugurated its first Civil Registry System (CRS) Outlet in Boac, Marinduque.

This milestone enhances access to essential civil registration services for residents of the province.

SEE IN THE JULY 2025 NL ISSUE...

PSA Marinduque Joins Training-Workshop on Data to Compilation of Provincial Product Accounts

(continued from page 2)

The three-day workshop aimed to enhance the technical skills and competencies of regional and provincial staff in the generation and analysis of Provincial Product Accounts. The training sessions covered a comprehensive set of topics, beginning with the overview of the System of National Accounts and the responsibilities of PPA personnel. Participants were introduced to the methodologies for linking benchmark and non-benchmark estimates, using the single extrapolation method, and identifying major data sources in the estimation of PPA.

Hands-on workshops focused on the processing of data from Business Permit and Licensing Offices (BPLOs), as well as the use of financial records from the Commission on Audit (COA), Annual Budget Reports (ABR), and Statement of Receipts and Expenditures (SRE). The final day of the training involved presentation of outputs, analysis of results, and strategic discussions on the next steps for provincial implementation.

This training is part of PSA's continuing efforts in the institutionalization of PPA as a tool for localized economic planning and policy development. PSA Marinduque's participation plays a vital role in the upcoming 2024 PPA Dissemination Fora scheduled in October 2025, where updated economic indicators for the province will be shared with local stakeholders. #

PARTNERSHIP AND LINKAGES

127th Philippine Independence Day Celebration



QUOTE OF THE MONTH

"The only person you should try to be better than is the person you were yesterday."

— Matty Mullins

EDITORIAL TEAM

Editor in Chief:

GEMMA N. OPIS
Chief Statistical Specialist

Writers/Contributors:

DANICA J. GAMARA
Information Officer I
Contractual

SHIELA MAE MATINING
Birth Registration Agent
COSW

MICHELLE V. LUCI
Assistant Statistician
COSW

ALYZA MAE LECAROW
Civil Registration Clerk
COSW

Layout & Design

SONNY JR. R. DE LA CRUZ
Statistical Analyst



www.psa.gov.ph
rsmimimaropa.psa.gov.ph/marinduque

@PhilippineStatisticsAuthority
@psa.marinduque

@PSAgovph
@PSA_Marinduque